

**THE UNIVERSITY OF HUDDERSFIELD**

**FINANCIAL STATEMENTS**

**FOR THE YEAR ENDED 31 JULY 2010**



**THE UNIVERSITY OF HUDDERSFIELD**  
**FINANCIAL STATEMENTS**  
**For the year ended 31 July 2010**

<b><u>C O N T E N T S</u></b>	<b><u>P A G E S</u></b>
Professional advisors	2
Report of the University Council: Operating and Financial Review	3
Statement of Corporate Governance and Internal Control	12
Independent auditors' report	18
Statement of principal accounting policies	20
Group income and expenditure account	24
Group statement of historical cost surpluses and deficits	25
Statement of total recognised gains and losses	25
Reconciliation of movements on reserves and endowments	25
Balance sheets	26
Group cash flow statement	27
Reconciliation of net cash flow to movement in net funds/debt	27
Notes to the financial statements	28

**THE UNIVERSITY OF HUDDERSFIELD**  
**FINANCIAL STATEMENTS**  
**For the year ended 31 July 2010**

**PROFESSIONAL ADVISORS**

Financial statements and regularity auditors:

Grant Thornton UK LLP  
1 Whitehall Riverside  
Leeds  
LS1 4BN

Internal auditors:

UNIAC  
Suite 1D  
Armstrong House  
Oxford Road  
Manchester  
M1 7ED

Bankers:

Lloyds TSB Group plc  
1 Westgate  
Huddersfield  
HD1 2DN

Solicitors:

DLA Piper UK LLP  
Princes Exchange  
Princes Square  
Leeds  
LS1 4BY

Pinsent Masons LLP  
1 Park Row  
Leeds  
LS1 5AB

Walker Morris  
Kings Court  
12 King Street  
Leeds  
LS1 2HL

**THE UNIVERSITY OF HUDDERSFIELD**  
**REPORT OF THE UNIVERSITY COUNCIL**

**OPERATING AND FINANCIAL REVIEW**

The University Council of the University of Huddersfield hereby submits its nineteenth annual report together with the audited financial statements for the year ended 31 July 2010. The Financial Statements comprise the consolidated results for the University and its subsidiary undertakings. The principal wholly owned subsidiary is The University of Huddersfield Enterprises Limited, which has continued to trade satisfactorily during the year. The purpose of this company is to conduct those commercial activities of the University which are not compatible with the University's charitable status and may be subject to corporation tax on profits generated. The profits of the company are paid by deed of covenant to the University annually.

**CONSTITUTION AND POWERS**

The University of Huddersfield is an exempt charity within the meaning of The Charities Act 2006. The Trustees are the people who serve on the governing body of a charity. For our purposes, the Trustees are known as Members of the University Council in accordance with our Instrument and Articles of Government.

The Vice-Chancellor is the Chief Executive of the University.

**PUBLIC BENEFIT STATEMENT**

The Charities Act 2006 introduced the requirement for Council Members to demonstrate explicitly that the main activities of the University are in furtherance of its charitable purposes which are for the public benefit. The University Council has complied with its duty under section 4 of The Charities Act 2006 to have due regard to public benefit guidance published by the Charity Commission.

This guidance states that the two key principles of public benefit are that:

- there must be an identifiable benefit or benefits.
- benefit must be to the public or section of the public.

The University's principal aim is the advancement of education.

The University of Huddersfield's roots go back some 185 years to the Huddersfield Scientific and Mechanic Institute. Throughout its history the University has been committed to meeting the needs and aspirations of its students. This remains our key focus. We are a successful, popular and innovative modern university that offers a wide range of education and training and we are proud of our achievements. The University of Huddersfield has a student population of over 23,000 undertaking a wide range of courses covering the wealth creating, cultural and social welfare aspects of our economy.

**THE UNIVERSITY OF HUDDERSFIELD**  
**REPORT OF THE UNIVERSITY COUNCIL (continued)**

**Vision**

To be an inspiring, innovative University of international renown.

**Mission**

To deliver an accessible and inspirational learning experience; to undertake pioneering research and professional practice; and to engage fully with employers and the community.

**Stakeholder Expectations**

Our students can expect:

- an education that challenges and creates excellent career opportunities;
- to learn from staff at the leading edge of knowledge and application; and
- high quality physical and supportive learning environments.

Our partners can expect:

- a responsive and flexible University that delivers;
- to deal with leading experts in their field; and
- high quality work delivered efficiently and effectively.

**Strategic Aims**

In December 2007 the University adopted a new strategic plan for the period 2008-2013. At the mid point of this cycle the plan has been reviewed during 2010 to ensure that it remains fit for purpose.

Our strategic aims are:

- to deliver inspirational learning and teaching;
- to provide opportunities to all who can benefit;
- to enrich teaching through research and innovation excellence;
- to strengthen and enhance our research capability;
- to contribute to economic, social and cultural development;
- to enhance our standing;
- to produce employable and enterprising graduates;
- to develop our identity and raise our profile;
- to become one of the UK's 30 largest providers of Higher Education; and
- to grow international and postgraduate recruitment.

We achieve our aims through valuing and developing our staff, financial sustainability and improving our effectiveness. Our achievement is measured against a number of KPIs which are underpinned by specific targets.

**Achievement of Objectives**

**Inspirational Teaching**

All subjects inspected by the QAA since 2000 have achieved the highest teaching quality rating available. The latest university-wide QAA Audit in 2006 confirmed "complete confidence" in the University's teaching programmes and the future management of academic standards.

We increased the proportion of students gaining first and upper second class degrees for the 5<sup>th</sup> consecutive year. In 2004/05 40% achieved this standard. In 2008/09 it was 54%.

## **THE UNIVERSITY OF HUDDERSFIELD** **REPORT OF THE UNIVERSITY COUNCIL (continued)**

The University was proud to be awarded a further 2 National Teaching Fellowships this year out of only 50 granted per annum, leaving us as the only University in the country to be awarded 2 per annum for the last 3 years.

Many of our students win employer-sponsored national awards for their work, for instance the River Island Fashion Prize at London Fashion Week; the Excel Student of the Year; the Sony and Sucker Punch Prize winner for Computer Games; and the Prince's Trust Million Makers Competition.

In the first National Student Survey we scored more highly than any other university in West or South Yorkshire. In the 2006 survey we were the top post-92 University in the country, according to The Times Higher compilation. In the 2010 survey, the University scored the best result in Yorkshire for 12 subjects - Complementary Medicine, Nursing, Anatomy Physiology and Pathology, Tourism Transport and Travel, Computer Technology, History, Architecture, Building, Materials and Minerals Technology, Creative Arts and Design and Initial Teaching Training.

In Anatomy, Physiology and Pathology; and in Initial Teacher Training; an astounding 100% of students were satisfied with their course.

### **Widening Participation**

The University places the needs of students first. We are proud of our record in widening access to higher education and have one of the most socially inclusive student populations in the UK. This is combined with high levels of student achievement and success in graduate employment. The University is committed to its local community and to actively taking education to students in order to widen participation, as well as delivering excellence in teaching and enhancing student success.

The University has performed well in terms of recruiting from low-income groups and local ethnic-minority communities. Since the publication of the first set of HEFCE Performance Indicators for widening participation in 1999 the University has performed above the national benchmarks in the all-England averages; and the average for universities in Yorkshire. For example, throughout the last five years, the University has recruited a higher percentage of young full-time undergraduate entrants from state schools than any other university in Yorkshire. Despite sector-wide growth in these areas, further improvement has been achieved with the result that we continue to exceed the benchmarks. For example, nearly 40% of our home and EU first year students come from the lowest socio economic groups and 44% have no previous experience of Higher Education. We are in the top 10 HEIs in the UK for widening participation.

Access to HE has also been increased by the University opening University Centres in Oldham and Barnsley, where participation in HE is historically low.

### **Research Excellence**

In the Research Assessment Exercise 2008, the university submitted in 12 subject areas. A third was graded as 'internationally excellent' or 'world leading' and three-quarters was assessed as 'internationally recognised'. Ten subjects - Chemistry, Computing, Education, Engineering, Accountancy, Social Work, Sociology, English, History and Music - had some of its research that was identified as being 'World Leading' or 'Internationally Excellent'.

The University has recruited 24 additional world class Research Professors since 2007.

Our Research and Enterprise income has doubled since 2006/07 against our target of quadrupling by 2013.

We have 50% more PGR students than in 2006/07, on track to meet our target of doubling in number by 2013.

### **Contribution to economic, social and cultural development**

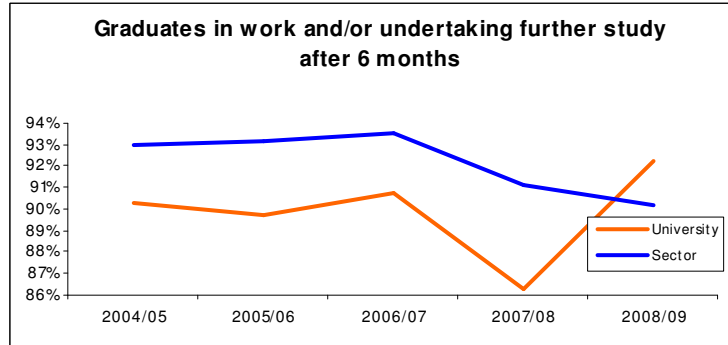
The University has a history of close involvement with industry, business and its cultural community. The extent of that involvement is probably best illustrated by the fact that in terms of headcount we are in the top 10 HEIs in the UK for sandwich course placements. The University connects with the world outside the campus, with links to a broad range of companies and organisations. Our connections help us to keep our courses relevant to the world of work and ensure our students have good employability skills. Recent additions to the curriculum include Pharmacy and Digital Arts.

We are the 3<sup>rd</sup> largest employer in Huddersfield and it is estimated contribute some £300m to the local economy.

We make major contributions to our community in terms of fashion, art, drama, media and music and we run the Huddersfield Contemporary Music Festival and the Holmfirth Film and Literature festivals.

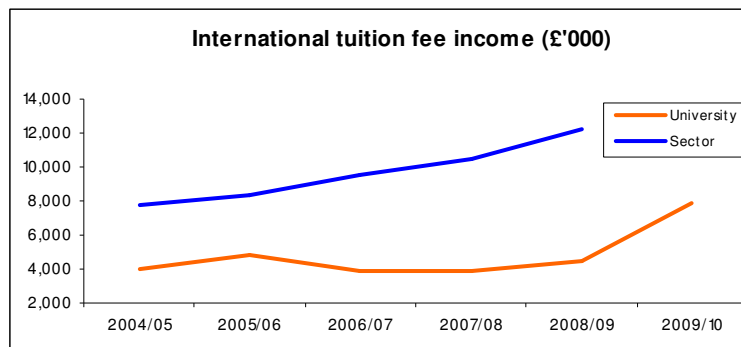
**Employable and Enterprising Graduates**

Our target of being in the top 50% of graduate destination tables was achieved in 2008/09. The following graph shows that we are now ahead of the sector average for producing employable and enterprising graduates with 92% into work within 6 months of graduation (with average salaries of £22k p.a.) - in the top 16 in the UK and the best result for Yorkshire and Humberside Universities.



**Growth**

International Tuition Fee Income has doubled from £3.9k in 2006/07 to £7.8k in 2009/10. Consequently our original target of doubling by 2013 has been reviewed upwards to a trebling in numbers by the same date.



**Equal Opportunities and Employment of Disabled Persons**

The University is committed to ensuring equality of opportunity for all who learn and work here. We respect and value positively differences in race, gender, sexual orientation, able-bodiedness, belief and age. We strive vigorously to remove conditions which place people at a disadvantage and we will actively combat bigotry. This policy is resourced, implemented and monitored on a planned basis. The University's Equal Opportunities Policy and Diversity Statement is published on our website.

The University considers all applications from disabled persons, bearing in mind the aptitudes of the individuals concerned. Where an existing employee becomes disabled, every effort is made to ensure that employment with the University continues. The University's policy is to provide training, career development and opportunities for promotion which are, as far as possible, identical to those for other employees.

### **Disability Statement**

The University seeks to achieve the objectives set down in the Disability Discrimination Act 1995 as amended by the Special Educational Needs and Disabilities Act 2001.

### **Environmental and Social Responsibility**

The University takes seriously its responsibilities for our impact on the environment. Our ambition to green our campuses, curriculum and University community has seen us become a recognised sector leader in environmental management and best practice. We are proud to be acknowledged among the top 10 greenest Universities in the UK in 2010, as classified by the nationally recognised People and Planet Green League, in which we have now consistently achieved a 'first class' award and top 20 position for three years running.

#### **Environmental Management**

- The University has a comprehensive environmental policy, established in 2008, linking our key environmental impact areas to specific time-bound targets.
- Environmental targets against all policy areas are detailed in our environmental strategic plan for 2010-2012.
- Progress against targets is reported annually to University Senior Management and now in our publicly available annual environmental report (newly available from this year), providing a robust system of monitoring and feedback.
- The University has established additional strategies, primarily our Carbon Management Plan (published 2010), which are covered within the above reporting process.
- Implementation of an 'Environmental Management System' accredited to ISO14001, covering the entire operations of the University business, is currently underway (anticipated completion 2011).
- A dedicated Environment Team, consisting of two posts, oversees environmental management in conjunction with specialist teams, with a wider governance framework currently being formalised.

#### **Environmental Performance**

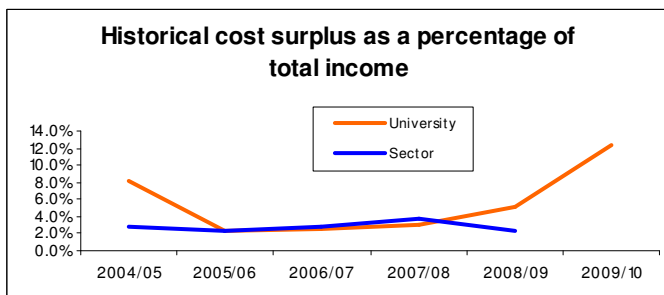
- Continuing a trend, our historically low carbon emissions were last year classed as 9<sup>th</sup> lowest per head out of all UK Universities - levels which we are maintaining within our growing student numbers.
- We have the 7<sup>th</sup> lowest water consumption per head out of all UK Universities, plus 'rainwater recycling' systems for all new builds.
- We have applied for BREEAM 'Very good' ratings on all new builds since 2007 (two awarded; one pending final confirmation).
- After being one of the first businesses in Huddersfield to adopt a Sustainable Travel Plan, 2010 saw us as the first to implement an eco-car hire policy, providing dedicated green vehicles on campus for staff business use.
- Last year we recycled 75% of our waste, an increase from 57% previously. We are implementing waste reuse schemes and our overall waste mass is stabilised within a growing campus.
- We are one of only 32 Universities to have a sustainable food procurement policy, introduced in 2010, and local produce now accounts for two thirds of the food and drink sales.
- Our achievement of Fairtrade University status in 2009 was described as 'trailblazing for Huddersfield' by the Fairtrade Foundation, and we are now central to a wider 'Fairtrade Town' campaign for Huddersfield.
- We have become a local leader on social responsibility issues, increasingly engaging in dialogue and partnerships with organisations from British Waterways to Kirklees Council.
- We have entered innovative student-led sustainability projects into a number of green awards, this year being shortlisted for a Green Gown award.

**THE UNIVERSITY OF HUDDERSFIELD  
REPORT OF THE UNIVERSITY COUNCIL (continued)**

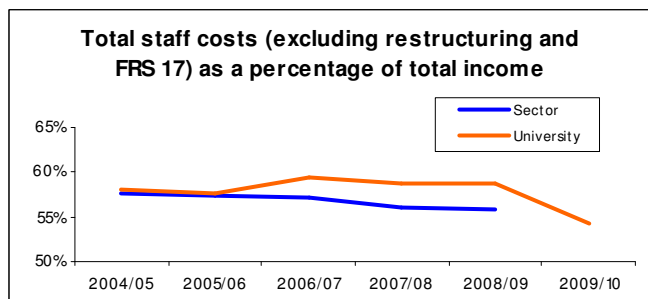
**Financial Sustainability**

Three of our KPIs relate directly to financial performance. The following ratios represent some of the Key Financial Indicators which are recognised across the Higher Education Sector and can indicate the financial health of a university relative to its peers. They are shown for the University against the latest published figures for the sector. The University's aim is to be better than the average against each indicator when these statistics are published.

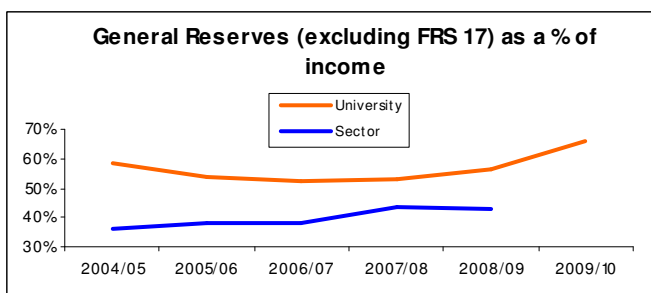
Comparative results (excluding the impact of FRS 17) for the last 5 years show the following trends:



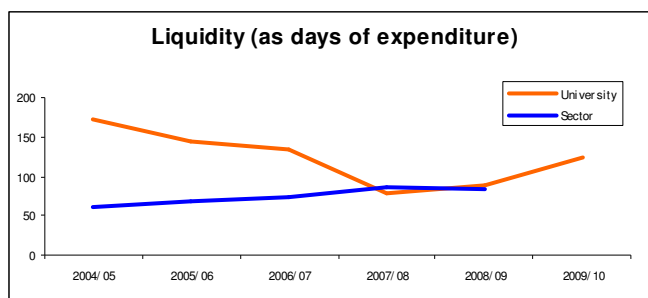
The University's surplus has been steadily increasing over the last 3 years and is higher than the sector average.



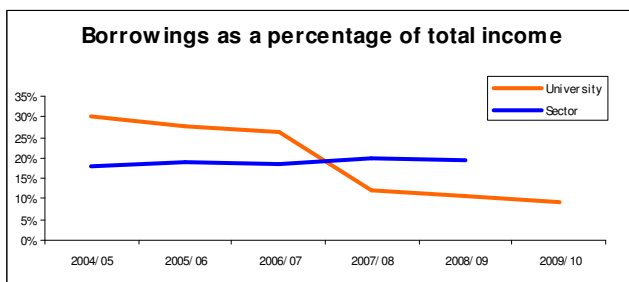
The University's core staffing cost as a % of income is now reducing towards the sector average.



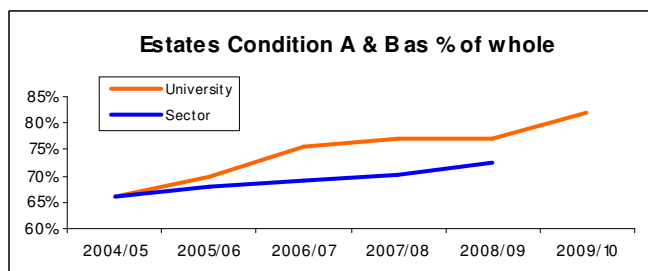
The University's reserves are well above the average for the sector.



The University generates sufficient cash to meet its strategic needs and its liquid reserves are higher than the sector average.



The University completed a £16m investment in its new Business School this year without further borrowing and its debt to income ratio is well below the sector mean.



82% of the University's estate is now classified as "new or sound", demonstrating our continuing commitment to maintain the best facilities for our students.

The University is financially strong and is generating sufficient cash to meet its strategic objectives.

**Accounting Policies**

The principal accounting policies of the University have been applied consistently throughout the period since incorporation. Those which are critical to interpretation of the results relate to accounting for our share of the West Yorkshire Pension Fund assets and liabilities under FRS17 (see note 31); a revaluation of land and buildings every 5 years which took place in 2010 (see note 12); and the recognition of research grant and contract income which is included to the extent that the relevant project is completed.

**THE UNIVERSITY OF HUDDERSFIELD**  
**REPORT OF THE UNIVERSITY COUNCIL (continued)**

**Results for the year**

The University's consolidated income, expenditure and result for the year to 31 July are summarised as follows:

	<u>2010</u> <u>£'000</u>	<u>2009</u> <u>£'000</u>
Income	134,055	121,839
Expenditure	(118,481)	(116,177)
Surplus after depreciation of assets at valuation, disposal of assets and before and after taxation	15,574	5,662
<b>Transfers from revaluation reserve</b>	<u>719</u>	<u>719</u>
<b>Historical cost surplus for the year</b>	<u><b>16,293</b></u>	<u><b>6,381</b></u>

The University is pleased to record a healthy operating surplus for the year.

Total income increased by 10.03% due to:

- an increase in students attracted to the University from 21,588 to 22,134 (full time equivalent from 15,892 to 17,771)
- an increase in international student numbers from 806 to 1,094.
- the successful recruitment of top performing research academics which helped to increase research grant and contract income by 38%

Despite this growth, pressures on the University's cost base and particularly the continuing increase in the cost of providing defined benefit pension benefits for all staff, payroll costs (before FRS 17) only increased by £1.47m compared with last year. As a consequence of the growth in income, the staff cost to income ratio fell from 58.8% to 54.5%.

Operating expenses increased by £1.82m, largely due to:

- An increase in consumables and other equipment by £999k following two major upgrades of teaching facilities.
- The University's policy of providing financial support in the form of bursaries to attract students from low income families, which increased by £308k

Significant balance sheet movements arose from:

- The 5 yearly revaluation of the University's estate which increased revaluation reserves by £4.4m
- The government's decision to link future increases in pension payments to CPI rather than to RPI. This resulted in a credit to our past service costs in the sum of £8.7m

**Capital Investment**

Over 91% of the total capital spend of £16.4m in the year was invested in the University's estate, principally into the new Business School. Maintaining capital investment in the estate is critical to our recruitment of students, their experience whilst they are with us and the delivery of inspirational teaching and learning which is one of the University's key strategic objectives. That investment is funded through our own resources by retaining sufficient surpluses to generate the cash required.

**Cash Flow**

The consolidated cashflow statement shows an increase in cash balances of £16.4m before capital expenditure (net of grants received) and repayment of debt, which was largely the result of cash generated from operating activities. Liquidity at the year end represented 125 days of expenditure, above the average for the sector. Borrowings represented 9% of total income, well below the average for the sector.

**THE UNIVERSITY OF HUDDERSFIELD**  
**REPORT OF THE UNIVERSITY COUNCIL (continued)**

The University has a target for generating sufficient cash to fund its estates and other strategic objectives which was achieved in 2009/10. Our strategy is to pay for estate developments out of current earnings and only to borrow when accelerating the estate strategy would contribute to the achievement of our overall strategic aims.

Our surplus cash is invested at low to medium risk and for capital growth rather than income.

**Financial Outlook**

The University's financial forecast for the period to 2013 demonstrates the sustainability of our strategy to retain sufficient surpluses to invest in improving the estate; at the same time as maintaining liquidity, securing borrowings and managing risks to our future financial strength. Over the past two years we have retained an additional contingency primarily by generating income growth without increasing costs, so that adverse economic conditions can be managed without endangering our underlying surplus. Key Financial Indicators are the level of operating surplus as a % of income and staff costs as a % of income, the control of which are key to delivering the cash for our strategic needs.

**Key Risks**

Our risk management processes continue to identify and manage the major strategic and financial risks to the University. These can be broadly categorised as follows:

- government funding following the 2010 Comprehensive Spending Review; our vulnerability to NHS income streams; and a new funding methodology for teaching;
- the uncertainty around future tuition fee levels following the Browne review this year;
- student recruitment and retention; particularly in the overseas market;
- our ability to recover the full economic cost of our key activities;
- pay and pension costs increasing at a faster pace than our income; and
- current economic difficulties and the impact they may have on individual spending behaviour and borrowing costs.

Our response to these risks has been:

- to create an economic contingency reserve by generating growth, particularly of international tuition fee income;
- to reduce our staff cost to income ratio by controlling expenditure in this area;
- by scenario planning to consider the options available;
- to review and refresh our course portfolio; and
- the recruitment of world class research academics.

The University continues to be diligent in protecting its financial strength, but the economic climate and changes in government policy will create challenges in the years ahead. Our operating environment is forecast to change rapidly as a consequence of anticipated reductions in public funding and the potential to increase tuition fees. This is against a background of increased competition, particularly for international student recruitment and research funding; and less cash from industry and employer-funded tuition as a consequence of the recession. In the context of pay and pension pressures together with enhanced student expectations, this is a challenging environment for higher education.

**Disclosure of Information to Auditors**

The Members who held office at the date of approval of this report confirm that, so far as they are each aware, there is no relevant audit information of which the University's auditors are unaware; and each Member has taken all the steps that he or she ought to have reasonably taken to be aware of any relevant audit information and to establish that the University's auditors are aware of that information.

**Insurance for Officers**

During the year the University maintained liability insurance for the members of the University Council.

**THE UNIVERSITY OF HUDDERSFIELD**  
**REPORT OF THE UNIVERSITY COUNCIL (continued)**

**Political and Charitable Contributions**

There were no political or charitable contributions during the year.

**Payment of Creditors**

The University is fully committed to the prompt payment of its suppliers' bills and supports the Confederation of British Industry's Prompt Payment Code. The University aims to pay bills in accordance with agreed contractual conditions or, where no such conditions exist, within 30 days of receipt of goods or services or the presentation of a valid notice, whichever is the later. Since December 2009 the University has responded to the Government's Prompt Payment Guidance for Public Sector Organisations.

**THE UNIVERSITY OF HUDDERSFIELD**  
**REPORT OF THE UNIVERSITY COUNCIL (continued)**

**STATEMENT OF CORPORATE GOVERNANCE AND INTERNAL CONTROL**

The University is committed to exhibiting best practice in all aspects of corporate governance. This summary describes the manner in which the University has applied the principles set out in the revised Combined Code on Corporate Governance issued by the London Stock Exchange. The University complies with the guide for members of the Governing Bodies of Universities and Colleges in England and Wales which was issued by the Committee of University Chairmen in November 2004 (revised March 2005). Its purpose is to help the reader of the accounts understand how the principles have been applied.

In the opinion of the Members of Council, the University complies with all the provisions of the Combined Code 2008 in so far as they apply to the Higher Education Sector and it has complied throughout the year ended 31 July 2010.

**COUNCIL**

The members who served on the Council during the year are listed in the Table below:-

	Date of Appointment	Date of Retirement or End of Initial Term of Office	Committees Served
<b>Independent Members</b>			
Mr C J Brown	1 May 1996	31 July 2013	Chair of Council Employment & Finance Committee Estates Development Committee Chair of Governance & Membership Committee Honorary Awards Committee Chair of Remuneration Committee
Mr E L F Nicholls	1 April 1999	31 July 2012	Vice-Chair of Council Chair of Employment & Finance Committee Estates Development Committee Governance & Membership Committee Remuneration Committee
Mr A Ahmed	17 October 2002	31 July 2010	Chair of Estates Development Committee Employment & Finance Committee
Professor J Crampton	5 April 2007	31 July 2011	
Mr M Fisher	30 March 2006	31 July 2012	Employment & Finance Committee
Mrs A Le Pla	1 August 2001	31 July 2011	Chair of Student Council Audit Committee Governance & Membership Committee Remuneration Committee
Councillor J R Smithson	5 April 2007	31 July 2010	
Mr B Swan	18 October 2007	31 July 2013	Estates Development Committee Honorary Awards Committee
Mr J Thornton	20 July 2006	31 July 2012	Audit Committee
Mr M Woodhead	17 July 2003	31 July 2012	Chair of Audit Committee Governance & Membership Committee Honorary Awards Committee Remuneration Committee
Ms D Whittingham	19 July 2007	31 July 2010	Honorary Awards Committee
<b>Co-opted Members</b>			
Professor M I Page	22 July 2004	31 December 2009	Employment & Finance Committee Estates Development Committee Governance & Membership Committee
Professor P Slee	1 January 2010		Employment & Finance Committee Estates Development Committee Governance & Membership Committee
<b>Members Nominated by Senate (Teaching Staff)</b>			
Dr P Woodcock	22 October 2009	31 July 2012	
Professor C Cowton	1 September 2008	31 July 2010	
<b>Members Nominated by Senate (Admin Staff)</b>			
Mrs S White	22 October 2009	31 July 2012	Student Council
<b>Student Member</b>			
Mr J Ejaz	1 July 2009	30 June 2010	Student Council
Mr M Christie	1 July 2010	30 June 2011	Student Council
<b>Vice-Chancellor and Principal</b>			
Professor R A Cryan	1 January 2007		Chair of Honorary Awards Committee Employment & Finance Committee Estates Development Committee Governance & Membership Committee Remuneration Committee Student Council

**THE UNIVERSITY OF HUDDERSFIELD**  
**REPORT OF THE UNIVERSITY COUNCIL (continued)**

The University endeavours to conduct its business in accordance with the seven principles identified by the Committee on Standards in Public Life (selflessness, integrity, objectivity, accountability, openness, honesty and leadership) and with the guidance to institutions of Higher Education which has been provided by the Committee of University Chairmen in its Guide for Members of Governing Bodies in the UK.

The University is an independent corporation, established as a Higher Education Corporation under the terms of the Education Reform Act 1988 and the Further and Higher Education Act 1992. Its objects, powers and framework of governance are set out in the Instrument and Articles of Government which were adopted by the University Council on 20 December 1996. The current version of the Articles was approved by the Privy Council in their letter to the University of 4 November 1996. The Articles require the University to have a Council and a Senate each with clearly defined functions and responsibilities, to oversee and manage its activities.

The University Council is the governing body, responsible for the finance, property and staffing of the University. It is specifically required to determine the educational character and mission of the University and to set its general strategic direction.

The Council has a majority of independent members, chosen in line with strict criteria contained in the legislation. It is customary for the Chair of the Council to be elected from the independent members. There is also provision for the appointment of co-opted members, some of whom may be members of the staff of the University and for representatives of the staff and of the student body. Members of the Council do not receive any remuneration for the work which they do for the Council.

Subject to the overall responsibility of the University Council, the Senate has responsibility for the academic affairs of the University and draws its membership entirely from the staff and the students of the University. It is particularly concerned with issues relating to the teaching and research work of the University.

The Chief Executive Officer is the Vice-Chancellor who has responsibility to the University Council for the organisation, direction and management of the University. Under the terms of the formal Financial Memorandum between the University and the Higher Education Funding Council for England, the Vice-Chancellor is the designated officer of the University and in that capacity can be summoned to appear before the Public Accounts Committee of the House of Commons.

It is the Council's responsibility to bring independent judgement to bear on issues of strategy, performance resources and standards of conduct.

The Council is provided with regular and timely information on the overall financial performance of the University together with other information such as performance against funding targets, proposed capital expenditure, quality matters and personnel-related matters such as health and safety and environmental issues.

Although the Council meets at least four times each year, much of its detailed work is initially handled by committees, in particular the Employment and Finance Committee, the Governance and Membership Committee, the Remuneration Committee and the Audit Committee. The decisions of these Committees are formally reported to the Council. A brief description of their responsibilities is set out below:

The Employment and Finance Committee ensures the effectiveness of employment matters and the governance of the finances of the University.

The Governance and Membership Committee makes recommendations for effective governance arrangements and the appointment of University Council and Committee members.

The Remuneration Committee's responsibilities are to review the process of the remuneration of the salaries of senior staff and to determine the salaries of the Vice-Chancellor and University Secretary.

The Audit Committee meets four times a year with the University's external and internal auditors in attendance. It establishes and reviews procedures for auditing the University's activities. The Committee considers detailed reports together with recommendations for the improvement of the University's systems of internal control and management's responses and implementation plan. It provides oversight of the University's risk management procedures. It also receives and considers reports from the Funding Council as they affect the University's business and monitors adherence to the regulatory requirements. Whilst senior executives attend meetings of

**THE UNIVERSITY OF HUDDERSFIELD**  
**REPORT OF THE UNIVERSITY COUNCIL (continued)**

the Audit Committee as necessary, they are not members of the Committee. Once a year the Committee meets the internal and external auditors on their own for independent discussions.

A significant proportion of the membership of these committees consists of independent and co-opted members of the Council, other than student and staff members, who are not eligible to serve on these committees, with the exception of staff members on the Governance and Membership Committee.

All Council members are able to take independent professional advice in furtherance of their duties at the University's expense. In accordance with the Articles of Government of the University, Council members have access to the University Secretary who acts as Clerk to the Council. He is responsible to the Council for ensuring that all applicable procedures and regulations are complied with. The appointment and removal of the Secretary are matters for the University Council as a whole.

Formal agendas, papers and reports are supplied to Council members in a timely manner, prior to Council meetings. Briefings on a wide-range of topics are also provided on an ad-hoc basis.

The University Council has a strong and independent non-executive element and no individual or group dominates its decision making processes. The Council considers that each of its non-executive members is independent of management and free from any business or other relationship which could materially interface with the exercise of their independent judgement.

There is a clear division of responsibility in that the roles of the Chairman and Vice-Chancellor are separate.

As Chief Executive, the Vice-Chancellor exercises considerable influence upon the development of University strategy, the identification and planning of new developments and the shaping of the University ethos. The Deputy Vice-Chancellor, the Pro Vice-Chancellors and the senior administrative and academic officers all contribute in various ways to this aspect of the work, but the ultimate responsibility for what is done rests with the Vice-Chancellor.

The University maintains a Register of Interests of members of the Council and the University's Senior Management Team which may be consulted by arrangement with the University Secretary. Full minutes of all meetings, except those deemed to be confidential by the University, are available from the University Secretary at The University of Huddersfield, Queensgate, Huddersfield, HD1 3DH.

## **INTERNAL CONTROL**

As the governing body of the University, the University Council has responsibility for maintaining a sound system of internal control that supports the achievement of policies, aims and objectives, while safeguarding the public and other funds and assets for which it is responsible.

The system of internal control is designed to manage rather than to eliminate the risk of failure to achieve policies, aims and objectives; it can therefore only provide reasonable and not absolute assurance of effectiveness.

The system of internal control is based on an ongoing process designed to identify the principal risks to the achievement of policies, aims and objectives; to evaluate the nature and extent of those risks; and to manage them efficiently, effectively and economically. This process has been in place for the year ended 31 July 2010 and up to the date of approval of the financial statements and accords with HEFCE guidance.

The University's objectives, its internal organisation and the environment in which it operates are continually evolving and, as a result, the risks it faces are continually changing, although the current key risks (foremost of which are changes in government policy and the achievement of recruitment targets) are likely to remain the major causes of concern. The University's internal control systems (on finance, planning, resource management etc) have to enable managers to manage and appropriately to control the risks. However, if progress is to be made in an increasingly competitive environment, then the University cannot expect to be risk-free.

The University's internal control systems and their associated procedures are aimed at:

- safeguarding the University's assets, limiting its liabilities and ensuring the appropriate use of public funds;

**THE UNIVERSITY OF HUDDERSFIELD**  
**REPORT OF THE UNIVERSITY COUNCIL (continued)**

- facilitating effective and efficient operation of the University by enabling it to respond appropriately to significant business, operational, financial, compliance and other risks to achieving the University's objectives;
- ensuring the quality of internal and external reporting. This requires the maintenance of proper records and processes that generate a flow of timely, relevant and reliable information from within and outside the University (all of which are features of the approved University General Information Strategy); and
- ensuring compliance with applicable laws and regulations and also with internal policies with respect to the conduct of business.

The internal control system provides the framework in which the University operates. It includes:

- mechanisms for the control of activities;
- appropriate information and communication processes; and
- processes for monitoring the continuing effectiveness of the University's control of its activities.

The internal control system used to manage risk will continue:

- to be embedded within the operation of the University, forming an integral part of its culture. It should be viewed as a continuum, a constant checking of the radar for trouble ahead;
- to be capable of responding quickly to evolving risks to the University arising from factors within the University and to changes in the external environment;
- to include a reporting culture in which any failings or weaknesses in the control systems are reported to appropriate levels of management and corrective action duly taken - i.e. embedding a culture in which the second person to know about a failure is the line manager of the discoverer; and
- to be the ultimate responsibility of the Vice-Chancellor with operational responsibility devolved to the University's Senior Management Team.

As the governing body, Council has the responsibility for reviewing the effectiveness of the system of internal control. The following processes have been established:

- a) Council meets regularly to consider the plans and strategic direction of the University.
- b) Council receives feedback from the Audit Committee on matters of internal control considered and debated by the Audit Committee. Council is routinely informed and consulted on key business decisions, the risks associated with them and the proposed management approach. Systems have been established to report risk to Council more explicitly in the form of the corporate risk register and as part of the financial forecasts.
- c) Council has established the University's Senior Management Team as the University's risk committee, charged with reviewing and updating the corporate risk register. The Audit Committee provides oversight of the processes involved.
- d) The Audit Committee receives regular reports from the internal audit service, which includes its independent opinion on the adequacy and effectiveness of the University's system of internal control, together with recommendations for improvement.
- e) At a corporate level, risks are identified and discussed by the Senior Management Team, informed by formal and informal information flows between management, groups, committees and staff. The Senior Management Team reviews and where appropriate updates the corporate risk register. Guidance has been issued to Schools and Services which encourages their management teams to consider the key risks their areas face. The Senior Management Team explores and considers the risks identified by Schools and Services as part of the annual planning round.
- f) Risk awareness is raised through:
  - Risk being incorporated within the Management Development Programme and staff induction courses.
  - The planning and contextual documentation which is provided to Deans and Directors offering risk management guidance and being supplemented by discussions during the planning round.
  - Deans and Directors discussing risk with their management teams during the planning round.
- g) Risks are linked to the key corporate objectives for which detailed key performance indicators have been derived.
- h) Risks have been prioritised on the basis of likelihood and impact. This assessment has been made both before and after considering the internal controls in place. The Senior Management Team has considered the risk priorities in order to distil the corporate risk register.

**THE UNIVERSITY OF HUDDERSFIELD**  
**REPORT OF THE UNIVERSITY COUNCIL (continued)**

- i) An organisation-wide risk register is maintained. This is further informed by the risk registers completed by Schools and Services which are presented to Senior Management Team as part of the planning round.
- j) Council receives reports and updates on key risks and their management as part of routinely scheduled Council and Committee business.

The University Council's review of the effectiveness of the system of internal control is informed by the internal audit service, which operates to standards defined in the HEFCE Audit Code of Practice. The internal auditors submit regular reports which include their independent opinion on the adequacy and effectiveness of the institution's system of internal control, with recommendations for improvement.

Council's review of the effectiveness of the system of internal control is also informed by the work of the executive managers within the institution, who have responsibility for the development and maintenance of the internal control framework, and by comments made by the external auditors in their management letter and other reports.

The HEFCE Assurance Service makes an annual assessment of the relative risk attaching to each institution being either "at higher risk" or "not at higher risk". This is based upon any audit work they have done in the year and upon information supplied and returns made to comply with the Audit Code of Practice. On 31 March 2010 the Assurance Service concluded that the University is not at higher risk and is meeting its accountability obligations set out in the Financial Memorandum and Accountability and Audit Code of Practice.

The University Council has reviewed the key risks to which the University is exposed together with the operating, financial and compliance controls that have been implemented to mitigate those risks. The Council is of the view that there is an ongoing process for identifying, evaluating and managing the University's significant risks, that it has been in place for the year ended 31 July 2010 and up to the date of approval of the annual report and accounts, that it is regularly reviewed by the University Council and that it accords with the internal control guidance for directors in the Combined Code as deemed appropriate for Higher Education.

**STATEMENT OF RESPONSIBILITIES OF THE UNIVERSITY COUNCIL**

In accordance with the University's Articles of Government, the Council of the University is responsible for the administration and management of the affairs of the University and is required to present audited financial statements for each financial year.

The University Council is responsible for keeping proper accounting records which disclose with reasonable accuracy at any time the financial position of the University and to enable it to ensure that the financial statements are prepared in accordance with the University's Articles of Government, the Statement of Recommended Practice on Accounting in Further and Higher Education Institutions, guidance issued by the Higher Education Funding Council for England and other relevant accounting standards. In addition, within the terms and conditions of a Financial Memorandum agreed between the Higher Education Funding Council for England and the University Council, the latter, through its designated office holder, is required to prepare financial statements for each financial year which give a true and fair view of the state of affairs of the University and of the surplus or deficit and cash flows for that year.

In causing the financial statements to be prepared, the University Council has to ensure that:

- suitable accounting policies are selected and applied consistently;
- judgements and estimates are made that are reasonable and prudent;
- applicable accounting standards have been followed, subject to any material departures disclosed and explained in the financial statements; and
- financial statements are prepared on the going concern basis unless it is inappropriate to presume that the University will continue in operation.

The University Council is also required to prepare an Operating and Financial Review which describes what it is trying to do and how it is going about it, including the legal and administrative status of the University. The University Council is responsible for keeping proper accounting records which disclose with reasonable accuracy, at any time, the financial position of the University and which enable it to ensure that the financial statements are prepared in accordance with the relevant legislation and other relevant accounting standards.

**THE UNIVERSITY OF HUDDERSFIELD**  
**REPORT OF THE UNIVERSITY COUNCIL (continued)**

The University Council has taken reasonable steps:

- to ensure that expenditure and income are applied for the purposes intended by Parliament and that the financial transactions conform to the authorities that govern them;
- to ensure that funds from the Higher Education Funding Council for England (HEFCE), the Teacher Development Agency (TDA) and the Learning and Skills Council (LSC) are used only for the purposes for which they have been given and in accordance with the Financial Memorandum with HEFCE and any other conditions which the HEFCE, TDA or LSC may from time to time prescribe;
- to ensure that there are appropriate financial and management controls in place to safeguard public funds and funds from other sources and to ensure that they are used properly;
- to safeguard the assets of the Group and to prevent and detect fraud and other irregularities; and
- to secure the economical, efficient and effective management of the University's resources and expenditure.

The key elements of the University's system of internal financial controls, which is designed to discharge the responsibilities set out above, include the following:

- clear definitions of the responsibilities of, and the authority delegated to, heads of academic and administrative departments;
- a comprehensive medium and short term planning process, supplemented by annual budgets;
- regular reviews of business risks and quarterly reviews of financial results involving variance reporting and updates of forecast outturns;
- clearly defined and formalised requirements for approval and control of expenditure, with capital expenditure being subject to formal detailed appraisal and review according to approval levels set by the University Council;
- comprehensive Financial Regulations, detailing financial controls and procedures, approved by the University Council; and
- an independent Internal Audit team whose annual programme is approved by the Audit Committee and endorsed by the University Council and whose head provides the University Council with a report on internal audit activity within the University and an opinion on the adequacy and effectiveness of the University's system of internal control, including internal financial control.

Any system of internal financial control can, however, only provide reasonable but not absolute assurance against material mis-statement or loss.

## **AUDITORS**

A resolution to appoint Grant Thornton UK LLP as external auditors will be put to the University Council Meeting on 25 November 2010.

Mr C J Brown  
Chairman  
25 November 2010

**THE UNIVERSITY OF HUDDERSFIELD**  
**INDEPENDENT AUDITORS' REPORT**

**REPORT FROM THE AUDITORS TO THE COUNCIL OF THE UNIVERSITY OF HUDDERSFIELD**

**Independent auditors' report to the Council of the University of Huddersfield**

We have audited the Group and University financial statements (the "financial statements") of The University of Huddersfield for the year ended 31 July 2010 which comprise the Group Income and Expenditure Account, the Group and University Balance Sheets, the Group Cash Flow Statement, the Group Statement of Total Recognised Gains and Losses and the related notes. These financial statements have been prepared under the historical cost convention (as modified by the revaluation of certain fixed assets) and in accordance with the accounting policies set out therein.

This report is made solely to the University Council, in accordance with paragraph 13(2) of the University's Articles of Government and section 124B of the Education Reform Act 1988. Our audit work has been undertaken so that we might state to the Council those matters we are required to state to it in an auditor's report and for no other purpose. To the fullest extent permitted by law, we do not accept or assume responsibility to anyone other than the Council, for our audit work, for this report, or for the opinions we have formed.

**Respective Responsibilities of the University's Council and Auditors**

The University Council is responsible for preparing the Operating and Financial Review and the financial statements in accordance with the Accounts Direction issued by the Higher Education Funding Council for England, the 2007 Statement of Recommended Practice: Accounting for Further and Higher Education, applicable law and UK Accounting Standards (UK Generally Accepted Accounting Practice) as set out in the Statement of Council's responsibilities on pages 16 and 17.

Our responsibility is to audit the financial statements in accordance with relevant legal and regulatory requirements and International Standards on Auditing (UK and Ireland).

We report to you our opinion as to whether the financial statements give a true and fair view and are properly prepared in accordance with the 2007 Statement of Recommended Practice: Accounting for Further and Higher Education. We also report to you whether income from funding bodies, grants and income for specific purposes and from other restricted funds administered by the University have been properly applied only for the purposes for which they were received and whether, in all material respects, income has been applied in accordance with the Statutes and, where appropriate, with the Financial Memorandum with the Higher Education Funding Council for England and the Financial Memorandum with the Training and Development Agency for Schools. We also report to you whether in our opinion the Operating and Financial Review is not consistent with the financial statements. In addition we report to you if, in our opinion, the University has not kept proper accounting records, or if we have not received all the information and explanations we require for our audit.

We read the Operating and Financial Review and the Corporate Governance Statement and consider the implications for our report if we become aware of any apparent misstatements within them or material inconsistencies with the financial statements.

**Basis of Opinion**

We conducted our audit in accordance with International Standards on Auditing (UK and Ireland) issued by the Auditing Practices Board and the Audit Code of Practice issued by the Higher Education Funding Council for England. An audit includes examination, on a test basis, of evidence relevant to the amounts and disclosures in the financial statements. It also includes an assessment of the significant estimates and judgments made by the University's Council in the preparation of the financial statements and of whether the accounting policies are appropriate to the Group and University's circumstances, consistently applied and adequately disclosed.

We planned and performed our audit so as to obtain all the information and explanations which we considered necessary in order to provide us with sufficient evidence to give reasonable assurance that the financial statements are free from material misstatement, whether caused by fraud or other irregularity or error. In forming our opinion we also evaluated the overall adequacy of the presentation of information in the financial statements.

**THE UNIVERSITY OF HUDDERSFIELD**  
**INDEPENDENT AUDITORS' REPORT (continued)**

**Opinion**

In our opinion:

- the financial statements give a true and fair view, in accordance with UK Generally Accepted Accounting Practice, of the state of affairs of the University and the Group as at 31 July 2010 and of the Group's surplus of income over expenditure for the year then ended;
- the financial statements have been properly prepared in accordance with the Statement of Recommended Practice: Accounting for Further and Higher Education;
- in all material respects, income from the Higher Education Funding Council for England and the Training and Development Agency for Schools, grants and income for specific purposes and from other restricted funds administered by the University during the year ended 31 July 2010 have been applied for the purposes for which they were received; and
- in all material respects, income during the year ended 31 July 2010 has been applied in accordance with the University's statutes and, where appropriate, with the Financial Memorandum with the Higher Education Funding Council for England and the Financial Memorandum with the Training and Development Agency for Schools.

GRANT THORNTON UK LLP  
Registered Auditor  
Chartered Accountants  
Leeds

25 November 2010

**THE UNIVERSITY OF HUDDERSFIELD**  
**STATEMENT OF PRINCIPAL ACCOUNTING POLICIES**

The following accounting policies have been applied consistently in dealing with items which are considered material in relation to the financial statements except as noted below.

**Basis of preparation**

These financial statements have been prepared in accordance with the Statement of Recommended Practice (SORP): Accounting in Further and Higher Education 2007 and in accordance with applicable Accounting Standards. They conform to guidance published by the Higher Education Funding Council for England.

**Basis of accounting**

The financial statements are prepared under the historical cost convention modified by the revaluation of certain fixed assets and investments.

**Basis of consolidation**

The consolidated financial statements consolidate the results of the University and its subsidiary undertakings as shown in Note 13. Intra-group sales and profits are eliminated fully on consolidation. In accordance with FRS2, the activities of the Students' Union have not been consolidated because the University does not control those activities. All financial statements are made up to 31 July 2010.

**Recognition of income**

Income from specific Funding Council grants, specific endowments and donations for specific purposes, research grants, contracts and other services rendered is included to the extent of the completion of the contract or service concerned. This is generally equivalent to the sum of the relevant expenditure incurred during the year and any related contributions towards overhead costs.

Recurrent grants from the Funding Councils are recognised in the period in which they are receivable.

Non-recurrent grants from Funding Councils or other bodies received in respect of the acquisition or construction of fixed assets are treated as deferred capital grants and amortised in line with depreciation over the life of the assets.

Tuition fees represent student fees received and receivable attributable to the current accounting period. Fee income is stated gross and credited to the income and expenditure account over the period in which students are studying. Where the amount of the tuition fee is reduced, by a discount for prompt payment, income receivable is shown net of the discount. Bursaries and scholarships are accounted for as gross expenditure and not deducted from income.

Income from investments is accrued up to the balance sheet date. Income from short term deposits is credited to the income and expenditure account in the period in which it is earned.

**Maintenance of premises**

The University has a ten-year rolling long-term maintenance plan, which forms the basis of the ongoing maintenance of the estate. The cost of long term and routine corrective maintenance is charged to the income and expenditure account as incurred.

**Foreign currency translation**

Transactions denominated in foreign currencies are recorded at the rate of exchange ruling at the dates of the transactions. Monetary assets and liabilities denominated in foreign currencies are translated into sterling at year end rates and the resulting exchange differences are dealt with in the determination of income and expenditure for the financial year.

**THE UNIVERSITY OF HUDDERSFIELD**  
**STATEMENT OF PRINCIPAL ACCOUNTING POLICIES (continued)**

**Pension schemes**

Retirement benefits for most employees of the University are provided by the Teachers' Pension Scheme (TPS) and the West Yorkshire Pension Fund (WYPF). These are defined benefit schemes which are externally funded and contracted out of the State Earnings Related Pension Scheme.

Contributions to the TPS are charged to the income and expenditure account so as to spread the cost of pensions over employees' working lives with the University in such a way that the pension cost is a substantially level percentage of present and future pensionable payroll. Variations from regular costs are spread over the expected average remaining working lifetime of members of the schemes after making allowances for further withdrawals. The contributions are determined by qualified actuaries on the basis of quinquennial valuations using a prospective benefit method.

The assets of the WYPF are measured using closing market values. WYPF liabilities are measured using the projected unit method and discounted at the current rate of return on a high quality corporate bond of equivalent term and currency to the liability. The increase in the present value of the liabilities of the scheme expected to arise from employee service in the period is charged to the operating surplus. The expected return on the scheme's assets and the increase during the period in the present value of the scheme's liabilities, arising from the passage of time, are included in pension finance costs. Actuarial gains and losses are recognised in the statement of total recognised gains and losses. Further details of the pension schemes are given in Note 31.

**Tangible fixed assets**

a. Land and buildings

The University's land and buildings are stated at cost or valuation. The University adopts a revaluation policy in relation to freehold and long leasehold land and buildings in accordance with Financial Reporting Standard (FRS) 15. Freehold and long leasehold land is not depreciated. Freehold and long leasehold buildings are depreciated over their expected useful economic lives to the University of 50 years. Short leasehold land is depreciated over the lives of leases.

The University's inherited assets from the local authority have been brought onto the balance sheet at valuation at the date of transfer with the corresponding credit taken to the revaluation reserve. The inherited assets and the related revaluation reserve have been adjusted by subsequent revaluations.

Where land and buildings are acquired with the aid of specific grants they are capitalised and depreciated as above. The related grants are credited to a deferred capital grant account and are released to the income and expenditure account over the expected useful economic life of the related asset on a basis consistent with the depreciation policy.

Finance costs which are directly attributable to the acquisition/construction of land and buildings are not capitalised as part of the cost of those assets.

A review for impairment of a fixed asset is carried out if events or changes in circumstances indicate that the carrying amount of the fixed asset may not be recoverable.

Buildings under construction are accounted for at cost, based on the value of architects' certificates and other direct costs incurred to 31 July. They are not depreciated until they are brought into use.

b. Equipment

Equipment costing less than £25,000 per individual item is written off to the income and expenditure account in the year of acquisition. All other equipment is capitalised at cost. Capitalised equipment is depreciated over its useful economic life as follows:

Computer equipment	Three Years
Motor vehicles	Four Years
General equipment	Seven Years

**THE UNIVERSITY OF HUDDERSFIELD**  
**STATEMENT OF PRINCIPAL ACCOUNTING POLICIES (continued)**

Where equipment is acquired with the aid of specific grants it is capitalised and depreciated in accordance with the above policy, with the related grant being credited to a deferred capital grant account and released to income and expenditure account over the expected useful economic life of the related equipment.

c. Subsequent expenditure on existing fixed assets

Where significant expenditure is incurred on tangible fixed assets it is charged to the income and expenditure account in the period it is incurred, unless it meets one of the following criteria, in which case it is capitalised and depreciated on the relevant basis:

- Market value of the fixed asset has subsequently improved
- Asset capacity increases
- Substantial improvement in the quality of output or reduction in operating costs
- Significant extension of the asset's life beyond that conferred by repairs and maintenance

**Leased assets**

Costs in respect of operating leases are charged to the income and expenditure account on a straight line basis over the lease term.

Leasing agreements that transfer to the University substantially all the benefits and risks of ownership of an asset are treated as if the asset had been purchased outright. The assets are included in fixed assets and the capital element of the leasing commitments is shown as obligations under finance leases. The lease rentals are treated as consisting of capital and interest elements. The capital element is applied to reduce the outstanding obligations and the interest element is charged to the income and expenditure account in proportion to the reducing capital element outstanding. Assets held under finance leases are depreciated over the shorter of the lease term or the useful economic lives of equivalent owned assets.

Assets which are held under hire purchase contracts which have the characteristics of finance leases are depreciated over their useful lives.

**Investments**

Fixed asset investments that are not listed on a recognised stock exchange are carried at historical cost less any provision for impairment in their value.

Investments that form part of Endowment Assets are included in the balance sheet at market value.

Current asset investments are included in the balance sheet at the lower of their original cost and net realisable value.

**Taxation**

The University is an exempt charity within the meaning of schedule 2 of the Charities Act 1993 and as such is a charity within the meaning of section 506 (1) of the Income and Corporation Taxes Act (ICTA) 1988. Accordingly, the University is potentially exempt from taxation in respect of income or capital gains received within categories covered by section 505 of the ICTA 1988 or section 256 of the Taxation of Chargeable Gains Act 1992, to the extent that such income or gains are applied to exclusively charitable purposes.

The University receives no similar exemption in respect of Value Added Tax and all non-recoverable Value Added Tax on purchases is included within the appropriate expenditure headings.

The University's subsidiary companies are subject to corporation tax and Value Added Tax in the same way as any commercial organisation.

**Liquid resources**

Liquid resources include sums on short-term deposits with recognised banks and building societies and government securities.

**THE UNIVERSITY OF HUDDERSFIELD**  
**STATEMENT OF PRINCIPAL ACCOUNTING POLICIES (continued)**

**Provisions**

Provisions are recognised when the institution has a present legal or constructive obligation as a result of a past event, it is probable that a transfer of economic benefit will be required to settle the obligation and a reliable estimate can be made of the amount of the obligation.

**Agency arrangements**

Funds the institution receives and disburses as paying agent on behalf of a funding body are excluded from the income and expenditure of the institution where the institution is exposed to minimal risk or enjoys minimal economic benefit related to the transaction.

**Enhanced pensions**

The actual cost of any enhanced ongoing pension to a former member of staff is paid by the University annually. An estimate of the expected future cost of any enhancement to the ongoing pension of a former member of staff is charged in full to the University's income and expenditure account in the year that the member of staff retires. In subsequent years a charge is made to provisions in the balance sheet using the enhanced pension spreadsheet provided by the LSC.

**Accounting for charitable donations**

a. Unrestricted donations

Charitable donations are recognised in the accounts when the charitable donation has been received or if, before receipt, there is sufficient evidence to provide the necessary certainty that the donation will be received and the value of the incoming resources can be measured with sufficient reliability.

b. Endowment funds

Where charitable donations are to be retained for the benefit of the institution as specified by the donors, these are accounted for as endowments. There are three main types:

1. Unrestricted permanent endowments - the donor has specified that the fund is to be permanently invested to generate an income stream for the general benefit of the institution.
2. Restricted expendable endowments - the donor has specified a particular objective other than the purchase or construction of tangible fixed assets and the institution can convert the donated sum into income.
3. Restricted permanent endowments - the donor has specified that the fund is to be permanently invested to generate an income stream to be applied to a particular objective.

c. Donations for fixed assets

Donations received to be applied to the cost of a tangible fixed asset are shown on the balance sheet as a deferred capital grant. The deferred capital grant is released to the income and expenditure account over the same estimated useful life that is used to determine the depreciation charge associated with the tangible fixed asset.

**Cash flows and liquid resources**

Cash flows comprise increases or decreases in cash. Cash includes cash in hand, cash at bank and deposits repayable on demand. Deposits are repayable on demand if they are available within 24 hours without penalty. No other investments, however liquid, are included as cash.

Liquid resources comprise assets held as readily disposable store of value. They include term deposits, government securities and loan stock held as part of the Institution's treasury management activities. They exclude any such assets held as endowment asset investments.

**THE UNIVERSITY OF HUDDERSFIELD**  
**For the Year ended 31 July 2010**

**GROUP INCOME AND EXPENDITURE ACCOUNT**

		<u>Year Ended</u> <u>31 July 2010</u>	<u>Year Ended</u> <u>31 July 2009</u>
	<u>Note</u>	<u>£'000</u>	<u>£'000</u>
<b>INCOME</b>			
Funding council income	1	61,508	59,574
Tuition fees and education contracts	2	60,067	50,695
Research grants and contracts	3	4,024	2,920
Other income	4	7,774	7,558
Endowment and investment income	5	682	1,092
		<hr/>	<hr/>
Total Income		134,055	121,839
<b>EXPENDITURE</b>			
Staff costs	6	73,729	73,372
Other operating expenses	7	38,788	36,941
Depreciation	12	3,504	3,673
Interest and finance charges payable	8	2,460	2,191
		<hr/>	<hr/>
Total Expenditure	9	118,481	116,177
Surplus after depreciation of tangible fixed assets at valuation and disposal of assets but before taxation		15,574	5,662
Taxation	10	-	-
		<hr/>	<hr/>
Surplus after depreciation of tangible fixed assets at valuation, disposal of assets and taxation	11	15,574	5,662

The income and expenditure account for the year ended 31 July 2010 is in respect of continuing activities.

**THE UNIVERSITY OF HUDDERSFIELD**  
**For the Year ended 31 July 2010**

**GROUP STATEMENT OF HISTORICAL COST SURPLUSES AND DEFICITS**

	<u>Note</u>	<u>Year Ended</u> <u>31 July 2010</u> <u>£'000</u>	<u>Year Ended</u> <u>31 July 2009</u> <u>£'000</u>
Surplus before and after taxation		15,574	5,662
Difference between historical cost depreciation and the actual charge for the period calculated on the re-valued amount	24	719	719
<b>Historical cost surplus for the period before and after taxation</b>		<b>16,293</b>	<b>6,381</b>

**GROUP STATEMENT OF TOTAL RECOGNISED GAINS AND LOSSES**  
**For the year ended 31 July 2010**

	<u>Note</u>	<u>Year Ended</u> <u>31 July 2010</u> <u>£'000</u>	<u>Year Ended</u> <u>31 July 2009</u> <u>£'000</u>
Surplus after depreciation of assets at valuation, disposal of assets and taxation		15,574	5,662
Unrealised gain on revaluation of fixed assets	24	4,366	-
Actuarial gain in respect of pension scheme	31	2,446	7,133
Movement on endowments	23	(4)	2
<b>Total recognised gains and losses relating to the year</b>		<b>22,382</b>	<b>12,797</b>

**RECONCILIATION OF MOVEMENTS ON RESERVES AND ENDOWMENTS**

	<u>2010</u> <u>£'000</u>	<u>2009</u> <u>£'000</u>
Opening reserves and endowments at 1 August	72,607	59,810
Total recognised gains and losses for the year	22,382	12,797
Closing reserves and endowments at 31 July	94,989	72,607

**THE UNIVERSITY OF HUDDERSFIELD**  
**For the Year ended 31 July 2010**

**BALANCE SHEETS**

	Note	Group 2010 £'000	University 2010 £'000	Group 2009 £'000	University 2009 £'000
<b>FIXED ASSETS</b>					
Tangible assets	12	134,619	134,619	117,720	117,720
Investments	13	32	82	32	82
		<u>134,651</u>	<u>134,701</u>	<u>117,752</u>	<u>117,802</u>
<b>ENDOWMENT ASSETS</b>					
	14	291	291	295	295
<b>CURRENT ASSETS</b>					
Debtors	15	15,701	15,677	12,097	12,150
Investments	16	3,349	3,349	3,143	3,143
Cash at bank and in hand	17	31,945	31,911	24,436	24,334
		<u>50,995</u>	<u>50,937</u>	<u>39,676</u>	<u>39,627</u>
<b>TOTAL CURRENT ASSETS</b>					
<b>LESS: CREDITORS - AMOUNTS FALLING DUE WITHIN ONE YEAR</b>					
	18	(17,874)	(17,659)	(17,375)	(17,252)
		<u>33,121</u>	<u>33,278</u>	<u>22,301</u>	<u>22,375</u>
<b>NET CURRENT ASSETS</b>					
<b>TOTAL ASSETS LESS CURRENT LIABILITIES</b>					
		<u>168,063</u>	<u>168,270</u>	<u>140,348</u>	<u>140,472</u>
<b>LESS: CREDITORS - AMOUNTS FALLING DUE AFTER MORE THAN ONE YEAR</b>					
	19	(11,033)	(11,033)	(12,021)	(12,021)
<b>LESS: PROVISIONS FOR LIABILITIES AND CHARGES</b>					
	21	(313)	(313)	(304)	(304)
<b>NET ASSETS EXCLUDING PENSION LIABILITY</b>					
		<u>156,717</u>	<u>156,924</u>	<u>128,023</u>	<u>128,147</u>
<b>PENSION LIABILITY</b>					
	31	(34,599)	(34,599)	(34,345)	(34,345)
<b>NET ASSETS INCLUDING PENSION LIABILITY</b>					
		<u>122,118</u>	<u>122,325</u>	<u>93,678</u>	<u>93,802</u>
Represented by:					
<b>DEFERRED CAPITAL GRANTS</b>					
	22	27,129	27,129	21,071	21,071
Expendable endowments					
		230	230	234	234
Permanent endowments					
		61	61	61	61
<b>TOTAL ENDOWMENTS</b>					
	23	291	291	295	295
<b>RESERVES</b>					
Income and expenditure account excluding pension reserve					
		87,490	87,697	68,497	68,621
Pension reserve					
	31	(34,599)	(34,599)	(34,345)	(34,345)
Income and expenditure account including pension reserve					
	25	52,891	53,098	34,152	34,276
Revaluation reserve					
	24	41,807	41,807	38,160	38,160
<b>TOTAL RESERVES</b>					
		<u>94,698</u>	<u>94,905</u>	<u>72,312</u>	<u>72,436</u>
<b>TOTAL FUNDS</b>					
		<u>122,118</u>	<u>122,325</u>	<u>93,678</u>	<u>93,802</u>

The financial statements on pages 20 to 47 were approved by the University Council on 25 November 2010 and were signed on its behalf by:

PROFESSOR R A CRYAN  
Vice-Chancellor

MR C J BROWN  
Chairman

**THE UNIVERSITY OF HUDDERSFIELD**  
**For the Year ended 31 July 2010**

**GROUP CASH FLOW STATEMENT**

	<u>Note</u>	<u>Year Ended</u> <u>31 July</u> <u>2010</u> <u>£'000</u>	<u>Year Ended</u> <u>31 July</u> <u>2009</u> <u>£'000</u>
Cash flow from operating activities	26	16,241	10,452
Returns on investments and servicing of finance	27	173	441
Capital expenditure and financial investment	28	(8,109)	(4,978)
Financing	29	(800)	(800)
		<hr/>	<hr/>
Increase in cash in the year	30	7,505	5,115
		<hr/> <hr/>	<hr/> <hr/>

**RECONCILIATION OF NET CASH FLOW TO MOVEMENT IN NET FUNDS**

	<u>Note</u>	<u>Year Ended</u> <u>31 July</u> <u>2010</u> <u>£'000</u>	<u>Year Ended</u> <u>31 July</u> <u>2009</u> <u>£'000</u>
Increase in cash in the year	30	7,505	5,115
Cash inflow/(outflow) from liquid resources	30	206	(420)
Cash outflow from debt	30	800	800
		<hr/>	<hr/>
Movement in net funds in the year	30	8,511	5,495
Net funds at 1 August	30	14,991	9,496
		<hr/>	<hr/>
Net funds at 31 July	30	23,502	14,991
		<hr/> <hr/>	<hr/> <hr/>

**THE UNIVERSITY OF HUDDERSFIELD**  
**For the Year ended 31 July 2010**

**NOTES TO THE FINANCIAL STATEMENTS**

**1. FUNDING COUNCIL INCOME**

	<u>Year Ended 31 July 2010</u>			<u>Year</u>
	<u>HEFCE</u>	<u>TDA</u>	<u>Total</u>	<u>Ended</u>
	<u>£'000</u>	<u>£'000</u>	<u>£'000</u>	<u>31 July</u>
				<u>2009</u>
				<u>£'000</u>
Recurrent grant	54,655	1,150	55,805	53,658
Specific grants:				
Learning and Teaching Strategy	210	-	210	657
HEIF Funding	669	-	669	541
Life Long Learning Networks	816	-	816	633
Aim Higher	672	-	672	555
Priority Subject	289	-	289	288
Strategic Development Fund	283	-	283	337
Widening Disabled Access	208	-	208	212
Postgraduate professional development	-	101	101	106
Other	124	327	451	183
Deferred capital grants released in the year:				
Equipment (Note 22)	1,639	-	1,639	1,763
Buildings (Note 22)	365	-	365	641
	<u>59,930</u>	<u>1,578</u>	<u>61,508</u>	<u>59,574</u>

**2. TUITION FEES AND EDUCATION CONTRACTS**

	<u>Year</u>	<u>Year</u>
	<u>Ended</u>	<u>Ended</u>
	<u>31 July</u>	<u>31 July</u>
	<u>2010</u>	<u>2009</u>
	<u>£'000</u>	<u>£'000</u>
UK and EU Higher Education Students	36,024	30,785
Non-EU Students	7,832	4,426
Total fees paid by or on behalf of individual students	43,856	35,211
NHS Workforce Development Confederation Contracts	13,535	13,223
Short Course Fees	377	173
Registration and Examination Fees	32	23
Research Training Support Grant	74	48
Education contracts	2,193	2,017
	<u>60,067</u>	<u>50,695</u>

**THE UNIVERSITY OF HUDDERSFIELD**  
**For the Year ended 31 July 2010**  
**NOTES TO THE FINANCIAL STATEMENTS (continued)**

**3. RESEARCH GRANTS AND CONTRACTS**

	<u>Year</u> <u>Ended</u> <u>31 July</u> <u>2010</u> <u>£'000</u>	<u>Year</u> <u>Ended</u> <u>31 July</u> <u>2009</u> <u>£'000</u>
Research councils	969	621
UK based charities	567	556
European commission	921	605
Other grants and contracts	1,535	1,091
Release from deferred capital grants (Note 22)	32	47
	<hr/> 4,024	<hr/> 2,920

**4. OTHER INCOME**

	<u>Year</u> <u>Ended</u> <u>31 July</u> <u>2010</u> <u>£'000</u>	<u>Year</u> <u>Ended</u> <u>31 July</u> <u>2009</u> <u>£'000</u>
Other grant income	2,091	1,999
Other income-generating activities	2,056	2,061
Catering and conferences	1,026	888
Release from deferred capital grants (Note 22)	170	494
Other income	2,431	2,116
	<hr/> 7,774	<hr/> 7,558

**5. ENDOWMENT AND INVESTMENT INCOME**

	<u>Year</u> <u>Ended</u> <u>31 July</u> <u>2010</u> <u>£'000</u>	<u>Year</u> <u>Ended</u> <u>31 July</u> <u>2009</u> <u>£'000</u>
Income from restricted expendable asset investments (Note 23)	6	4
Other interest receivable	676	1,088
	<hr/> 682	<hr/> 1,092

**THE UNIVERSITY OF HUDDERSFIELD**  
**For the Year ended 31 July 2010**  
**NOTES TO THE FINANCIAL STATEMENTS (continued)**

**6. STAFF COSTS**

Average number of persons employed by the Group

	<u>Year</u> <u>Ended</u> <u>31 July</u> <u>2010</u> <u>Number</u>	<u>Year</u> <u>Ended</u> <u>31 July</u> <u>2009</u> <u>Number</u>
Teaching departments	1,223	1,271
Teaching support services	188	186
Administration and central services	153	158
Premises	161	166
Other	48	39
	<u>1,773</u>	<u>1,820</u>

	<u>Year</u> <u>Ended</u> <u>31 July</u> <u>2010</u> <u>£'000</u>	<u>Year</u> <u>Ended</u> <u>31 July</u> <u>2009</u> <u>£'000</u>
Staff costs for the above persons:		
Wages and salaries	59,470	58,513
Social security costs	4,658	4,597
Other pension costs (including FRS17 adjustments of £621,000 – 2010; £1,738,000 - 2009)	8,297	9,162
Pension enhancements	9	(20)
Payroll Sub Total	72,434	72,252
Contracted out Staffing Services	1,004	956
	<u>73,438</u>	<u>73,208</u>
Restructuring costs	291	164
	<u>73,729</u>	<u>73,372</u>

Emoluments of the Vice-Chancellor, Professor R A Cryan

	<u>Year</u> <u>Ended</u> <u>31 July</u> <u>2010</u> <u>£'000</u>	<u>Year</u> <u>Ended</u> <u>31 July</u> <u>2009</u> <u>£'000</u>
Salary	189	188
Benefits	-	-
Standard rated employer pension contributions	30	26
	<u>219</u>	<u>214</u>

No other benefits are payable.

**THE UNIVERSITY OF HUDDERSFIELD**  
**For the Year ended 31 July 2010**  
**NOTES TO THE FINANCIAL STATEMENTS (continued)**

Senior post-holder emoluments

The number of staff excluding the Vice-Chancellor who received emoluments, excluding pension contributions and benefits in kind in the following ranges was:-

	2010 Number	2009 Number
£100,000 - £110,000	2	2
£110,000 - £120,000	-	-
£120,000 - £130,000	-	-
£130,000 - £140,000	-	1
	2	3

**7. OTHER OPERATING EXPENSES**

	<u>Year</u> <u>Ended</u> <u>31 July</u> <u>2010</u> <u>£'000</u>	<u>Year</u> <u>Ended</u> <u>31 July</u> <u>2009</u> <u>£'000</u>
Consumables and other equipment	9,178	8,071
Student bursaries	4,668	4,360
Repairs and general maintenance	3,279	3,226
Franchise centre payments	2,455	2,502
Student related expenses	1,943	1,704
Heat, light, water and power	1,855	2,066
Publicity	1,759	1,626
Consultancy payments	1,531	1,381
Transport	1,453	1,301
Grants to University of Huddersfield Students' Union	1,261	1,231
Books and periodicals	1,260	1,263
Subscriptions	825	781
Staff development	824	799
Rents	620	590
Hired services	608	591
Other property costs	600	644
Strategic maintenance	565	636
Catering and conferences	404	301
Bad debts provision	369	296
Telephones	347	346
Insurance	320	307
Professional charges	278	266
Examination and registration fees	270	252
Staff recruitment	173	329
Hire of plant and machinery - operating leases	138	135
Internal auditors remuneration	85	74
Recharged servicing costs	35	46
External auditors remuneration - Grant Thornton	39	-
External auditors remuneration - KPMG	1	46
External auditors remuneration in respect of grant audits	6	5
Other expenses	1,639	1,766
	38,788	36,941

**THE UNIVERSITY OF HUDDERSFIELD**  
**For the Year ended 31 July 2010**  
**NOTES TO THE FINANCIAL STATEMENTS (continued)**

**Council Members**

No Council Members have received any remuneration/waived payments from the University during the year (2008/09 – None)

The total expenses paid to or on behalf of 17 Council members was £768 (2008/09 - £887 to 19 Council members). This represents travel and subsistence expenses incurred in attending Council, Committee meetings and Charity events in their official capacity.

**8. INTEREST AND FINANCE CHARGES PAYABLE**

	<u>Year</u> <u>Ended</u> <u>31 July</u> <u>2010</u>	<u>Year</u> <u>Ended</u> <u>31 July</u> <u>2009</u>
	<u>£'000</u>	<u>£'000</u>
On bank loans, overdrafts and other loans:		
Repayable within five years not by instalments	18	28
Repayable within five years by instalments	-	-
Repayable wholly or partly in more than five years	363	510
	<u>381</u>	<u>538</u>
Pension finance costs (Note 31)	2,079	1,653
	<u>2,460</u>	<u>2,191</u>

**9. ANALYSIS OF EXPENDITURE BY ACTIVITY**

	<u>Staff</u> <u>Costs</u>	<u>Other</u> <u>Operating</u> <u>Expenses</u>	<u>Dep'n</u>	<u>Interest</u> <u>and</u> <u>Finance</u> <u>Charges</u> <u>Payable</u>	<u>Year</u> <u>Ended</u> <u>31 July</u> <u>2010</u> <u>Total</u>	<u>Year</u> <u>Ended</u> <u>31 July</u> <u>2009</u> <u>Total</u>
	<u>£'000</u>	<u>£'000</u>	<u>£'000</u>	<u>£'000</u>	<u>£'000</u>	<u>£'000</u>
Academic departments	46,128	13,654	729	-	60,511	58,254
Academic services	9,567	7,279	235	-	17,081	16,799
Research grants and contracts	2,077	1,235	41	-	3,353	2,502
Catering and conferences	622	406	35	-	1,063	912
Premises	3,934	7,101	2,341	381	13,757	14,361
Administration and Central Services	9,142	7,827	33	-	17,002	16,885
Other expenses	1,968	1,286	90	2,079	5,423	6,300
	<u>73,438</u>	<u>38,788</u>	<u>3,504</u>	<u>2,460</u>	<u>118,190</u>	<u>116,013</u>
Staff restructuring	291	-	-	-	291	164
Total per income and expenditure account	<u>73,729</u>	<u>38,788</u>	<u>3,504</u>	<u>2,460</u>	<u>118,481</u>	<u>116,177</u>

**THE UNIVERSITY OF HUDDERSFIELD**  
**For the Year ended 31 July 2010**  
**NOTES TO THE FINANCIAL STATEMENTS (continued)**

**10. TAXATION**

	2010 £'000	2009 £'000
United Kingdom corporation tax at 21%	-	-
Provision for deferred corporation tax in the accounts of the subsidiary company	-	-
<b>Total</b>	<b>-</b>	<b>-</b>

**11. SURPLUS FOR THE PERIOD**

	<u>Year</u> <u>Ended</u> <u>31 July</u> <u>2010</u> <u>£'000</u>	<u>Year</u> <u>Ended</u> <u>31 July</u> <u>2009</u> <u>£'000</u>
University's surplus before deed of covenant payments from subsidiaries	15,657	5,638
Surplus from subsidiaries paid up by deed of covenant	-	3
(Loss)/profit in subsidiary undertakings	(83)	21
	<u>15,574</u>	<u>5,662</u>

**12. TANGIBLE FIXED ASSETS**  
**Group and University**

	Freehold land and buildings  £'000	Long leasehold land and buildings  £'000	Short leasehold land and buildings  £'000	Equipment  £'000	Total  £'000
<b>Cost or valuation</b>					
At 1 August 2009	121,758	1,000	44	11,107	133,909
Additions	14,950	-	-	1,419	16,369
Revaluation	(5,634)	(222)	-	-	(5,856)
Write-down on Revaluation	(330)	-	-	-	(330)
Disposals	-	-	-	(1,598)	(1,598)
At 31 July 2010	<u>130,744</u>	<u>778</u>	<u>44</u>	<u>10,928</u>	<u>142,494</u>
<b>Depreciation</b>					
At 1 August 2009	7,882	40	17	8,252	16,191
Charge for year	2,290	10	1	1,203	3,504
Revaluation	(10,172)	(50)	-	-	(10,222)
Eliminated in Respect of Disposals	-	-	-	(1,598)	(1,598)
At 31 July 2010	<u>-</u>	<u>-</u>	<u>18</u>	<u>7,857</u>	<u>7,875</u>
<b>Net book value</b>					
<b>At 31 July 2010</b>	<u>130,744</u>	<u>778</u>	<u>26</u>	<u>3,071</u>	<u>134,619</u>
Net Book Value					
At 1 August 2009	<u>113,877</u>	<u>960</u>	<u>27</u>	<u>2,856</u>	<u>117,720</u>
Financed by capital grant	24,880	-	-	2,249	27,129
Other	105,864	778	26	822	107,490
	<u>130,744</u>	<u>778</u>	<u>26</u>	<u>3,071</u>	<u>134,619</u>

**THE UNIVERSITY OF HUDDERSFIELD**  
**For the Year ended 31 July 2010**  
**NOTES TO THE FINANCIAL STATEMENTS (continued)**

At 31 July 2010, freehold land and buildings included £5.1m (2009 - £5.6m) in respect of freehold land and is not depreciated.

The freehold and long leasehold land and buildings of the Group and the University were revalued as at 31 July 2010 by GVA Grimley, Chartered Surveyors at depreciated replacement cost for existing use, open market value for existing use or open market value with vacant possession. This is in accordance with the RICS Appraisal and Valuation Manual.

Buildings with a cost or valuation of £76,540,397 have been partially funded from Treasury sources. Should these particular buildings be sold, the University would either have to surrender all or part of the proceeds to the Treasury or use them in accordance with the Financial Memorandum with the HEFCE.

**13. FIXED ASSET INVESTMENTS**

	<b>Group</b>	<b>University</b>	<b>Group</b>	<b>University</b>
	<u>2010</u>	<u>2010</u>	<u>2009</u>	<u>2009</u>
	<u>£'000</u>	<u>£'000</u>	<u>£'000</u>	<u>£'000</u>
Subsidiary companies	-	50	-	50
Participating interest	32	32	32	32
	<u>32</u>	<u>82</u>	<u>32</u>	<u>82</u>

Subsidiary Companies

At 31 July 2010 The University owned 100% of the issued share capital of The University of Huddersfield Enterprises Limited (UHEL), The University of Huddersfield Properties Limited (UHPL) and Wetlands & Natural Resources Development Limited (WNRDL). All the companies are registered in England and Wales and are included in the consolidated results. UHEL operates in the UK and its primary purpose is providing healthcare, professional pre- and post-registration training and education programmes in nursing, physiotherapy, midwifery, podiatry and occupational therapy. UHPL and WNRDL are dormant.

Participating Interests

The University has a 25% interest in Calderdale and Kirklees Careers Service Partnership Limited, a company limited by guarantee. This is not consolidated given that the University lacks significant influence over operating and financial policies.

The participating interest represents a minority shareholding in CVCP Properties plc, Yhman Limited and TDL Sensors Limited.

**14. ENDOWMENT ASSET**

	<u>2010</u>	<u>2009</u>
	<u>£,000</u>	<u>£'000</u>
Balance at 1 August	295	293
Additions	-	-
Disposals	-	-
Appreciation on disposals/revaluation	-	-
(Decrease)/Increase in cash balances held at fund managers	(4)	2
<b>Balance at 31 July</b>	<u>291</u>	<u>295</u>

**THE UNIVERSITY OF HUDDERSFIELD**  
**For the Year ended 31 July 2010**  
**NOTES TO THE FINANCIAL STATEMENTS (continued)**

**15. DEBTORS**

	<b>Group</b> <u>2010</u>	<b>University</b> <u>2010</u>	<b>Group</b> <u>2009</u>	<b>University</b> <u>2009</u>
	<u>£'000</u>	<u>£'000</u>	<u>£'000</u>	<u>£'000</u>
Amounts falling due within one year:				
Debtors	7,199	2,046	5,353	1,212
Amounts owed by subsidiary undertakings	-	851	-	412
Prepayments and accrued income	8,493	12,780	6,721	10,503
Amounts owed by HEFCE	9	-	23	23
	<u>15,701</u>	<u>15,677</u>	<u>12,097</u>	<u>12,150</u>

**16. INVESTMENTS**

	<u>2010</u>	<u>2009</u>
	<u>£'000</u>	<u>£'000</u>
Deposits maturing:		
In one year or less	<u>3,349</u>	<u>3,143</u>

Deposits are held with investment managers, HSBC and Deutsche Bank with more than 24 hours maturity at the balance sheet date.

**17. CASH AT BANK AND IN HAND**

Cash balances are made up as follows:

	<b>Group</b> <u>2010</u>	<b>University</b> <u>2010</u>	<b>Group</b> <u>2009</u>	<b>University</b> <u>2009</u>
	<u>£'000</u>	<u>£'000</u>	<u>£'000</u>	<u>£'000</u>
Current and investment accounts	<u>31,945</u>	<u>31,911</u>	<u>24,436</u>	<u>24,334</u>

**18. CREDITORS: AMOUNTS FALLING DUE WITHIN ONE YEAR**

	<b>Group</b> <u>2010</u>	<b>University</b> <u>2010</u>	<b>Group</b> <u>2009</u>	<b>University</b> <u>2009</u>
	<u>£'000</u>	<u>£'000</u>	<u>£'000</u>	<u>£'000</u>
Bank loans	1,050	1,050	862	862
Payments received in advance	8,527	8,317	6,839	6,748
Trade creditors	492	492	477	477
Other taxation and social security	728	728	66	66
Accruals and deferred income	7,049	7,044	9,114	9,082
Other creditors	28	28	17	17
	<u>17,874</u>	<u>17,659</u>	<u>17,375</u>	<u>17,252</u>

**19. CREDITORS: AMOUNTS FALLING DUE AFTER MORE THAN ONE YEAR**

	<b>Group</b> <u>2010</u>	<b>University</b> <u>2010</u>	<b>Group</b> <u>2009</u>	<b>University</b> <u>2009</u>
	<u>£'000</u>	<u>£'000</u>	<u>£'000</u>	<u>£'000</u>
Mortgages secured on property	<u>11,033</u>	<u>11,033</u>	<u>12,021</u>	<u>12,021</u>

**THE UNIVERSITY OF HUDDERSFIELD**  
**For the Year ended 31 July 2010**  
**NOTES TO THE FINANCIAL STATEMENTS (continued)**

**20. BORROWINGS**

	<u>2010</u> <u>£'000</u>	<u>2009</u> <u>£'000</u>
Bank loans and overdrafts are repayable:		
In one year or less	1,050	862
Between one and two years	1,050	1,050
Between two and five years	2,875	3,150
In five years or more	7,108	7,821
	<u>12,083</u>	<u>12,883</u>

Bank loans at both variable and fixed rates of £12.083m are repayable by instalments falling due between 1 August 2010 and 30 April 2030. The loans are secured on various University properties on the Queensgate campus.

Loans outstanding at 31 July 2010 were:-

- £5.5m for the Creative Arts Buildings with interest calculated for 3 month periods at libor plus margin and costs (0.95% at 31 July 2010). The loan is repaid in 60 consecutive quarterly instalments.
- A £1.6m loan for the Harold Wilson building at a fixed interest rate of 7.7% which is being repaid over 60 consecutive quarterly instalments and
- £5.0m for the Eden/Milton, Media and Student Union buildings which is repaid in 80 consecutive quarterly instalments. Half of this loan was at a fixed interest rate of 6.275% until 2 August 2010 and half at a variable rate plus margin and costs.

**21. PROVISIONS FOR LIABILITIES AND CHARGES**

	<u>Enhanced</u> <u>Pensions</u> <u>£'000</u>	<u>Total</u> <u>£'000</u>
At 1 August 2009	304	304
Transferred from income and expenditure account	9	9
	<u>313</u>	<u>313</u>
At 31 July 2010	<u>313</u>	<u>313</u>

The enhanced pensions provision is in respect of enhanced pensions payable to staff who accepted early retirement prior to 1994. The principal assumptions for this calculation are:-

	<u>2010</u>	<u>2009</u>
Price inflation	3.5%	3.8%
Discount rate	5.4%	6.0%

**THE UNIVERSITY OF HUDDERSFIELD**  
**For the Year ended 31 July 2010**  
**NOTES TO THE FINANCIAL STATEMENTS (continued)**

**22. DEFERRED CAPITAL GRANTS**

	<u>HEFCE</u>	<u>Other</u> <u>Grants</u>	<u>Total</u>
	<u>£'000</u>	<u>£'000</u>	<u>£'000</u>
<b>At 1 August 2009</b>			
Land and buildings	17,077	1,671	18,748
Equipment	1,978	345	2,323
	<u>19,055</u>	<u>2,016</u>	<u>21,071</u>
 Cash received			
Land and buildings	5,910	622	6,532
Equipment	1,101	631	1,732
 Released to income and expenditure account			
Land and buildings (Notes 1, 3 and 4)	(365)	(35)	(400)
Equipment (Notes 1, 3 and 4)	(1,639)	(167)	(1,806)
	<u>24,062</u>	<u>3,067</u>	<u>27,129</u>
 <b>At 31 July 2010</b>			
Land and buildings	22,622	2,258	24,880
Equipment	1,440	809	2,249
	<u>24,062</u>	<u>3,067</u>	<u>27,129</u>
 Total	<u>24,062</u>	<u>3,067</u>	<u>27,129</u>

**23. SPECIFIC ENDOWMENTS**

	<u>Restricted</u> <u>Permanent</u> <u>£'000</u>	<u>Restricted</u> <u>Expendable</u> <u>£'000</u>	<u>2010</u> <u>Total</u> <u>£'000</u>	<u>2009</u> <u>Total</u> <u>£'000</u>
Capital	53	234	287	278
Accumulated income	8	0	8	15
	<u>61</u>	<u>234</u>	<u>295</u>	<u>293</u>
 New endowments	-	-	-	-
New endowments non capital	-	1	1	1
Investment income	-	1	1	5
Expenditure non capital	-	(6)	(6)	(4)
Capital Transfer	-	-	-	-
	<u>61</u>	<u>(4)</u>	<u>(4)</u>	<u>2</u>
 <b>At 31 July 2010</b>	<u>61</u>	<u>230</u>	<u>291</u>	<u>295</u>
 <b>Represented by:</b>				
Capital	59	230	289	278
Accumulated income	2	0	2	17
	<u>61</u>	<u>230</u>	<u>291</u>	<u>295</u>

**THE UNIVERSITY OF HUDDERSFIELD**  
**For the Year ended 31 July 2010**  
**NOTES TO THE FINANCIAL STATEMENTS (continued)**

**24. REVALUATION RESERVE**

	<u>2010</u> <u>£'000</u>	<u>2009</u> <u>£'000</u>
<b>At 1 August</b>	38,160	38,879
Revaluation in year	4,366	-
Transfer from revaluation reserve to general reserve in respect of:		
Depreciation of revalued assets	(719)	(719)
<b>At 31 July</b>	<u>41,807</u>	<u>38,160</u>

**25. MOVEMENT ON GENERAL RESERVES**

	<b>Group</b> <u>2010</u> <u>£'000</u>	<b>University</b> <u>2010</u> <u>£'000</u>	<b>Group</b> <u>2009</u> <u>£'000</u>	<b>University</b> <u>2009</u> <u>£'000</u>
<b>Income and Expenditure Account Reserve</b>				
At 1 August	34,152	34,276	20,638	20,782
Surplus retained for the year	15,574	15,657	5,662	5,642
Transfer from revaluation reserve	719	719	719	719
Actuarial gain in respect of pension scheme	2,446	2,446	7,133	7,133
<b>At 31 July</b>	<u>52,891</u>	<u>53,098</u>	<u>34,152</u>	<u>34,276</u>
Balance represented by:				
Pension reserve	(34,599)	(34,599)	(34,345)	(34,345)
Income and expenditure account reserve excluding pension reserve	87,490	87,697	68,497	68,621
<b>At 31 July</b>	<u>52,891</u>	<u>53,098</u>	<u>34,152</u>	<u>34,276</u>

**THE UNIVERSITY OF HUDDERSFIELD**  
**For the Year ended 31 July 2010**  
**NOTES TO THE FINANCIAL STATEMENTS (continued)**

**26. RECONCILIATION OF CONSOLIDATED OPERATING SURPLUS  
TO NET CASH INFLOW FROM OPERATING ACTIVITIES**

	<u>Year</u> <u>Ended</u> <u>31 July</u> <u>2010</u>	<u>Year</u> <u>Ended</u> <u>31 July</u> <u>2009</u>
	<u>£'000</u>	<u>£'000</u>
Surplus after depreciation of assets at valuation	15,574	5,662
Depreciation and impairment	3,504	3,673
Write-down on revaluation of property	330	-
Deferred capital grants released to income (Notes 1, 3 & 4)	(2,206)	(2,945)
FRS17 Pension staff costs less contributions payable (Notes 6 & 31)	621	1,738
FRS17 Pension finance costs/(income) (Notes 8 & 31)	2,079	1,653
Interest payable (Note 8)	381	538
Interest receivable (Note 5)	(676)	(1,088)
(Increase)/decrease in debtors	(3,473)	773
Increase in creditors	304	48
Increase/(decrease) in provisions	9	(20)
(Increase)/decrease in current asset investments	(206)	420
<b>Net cash inflow from operating activities</b>	<b>16,241</b>	<b>10,452</b>

**27. RETURNS ON INVESTMENTS AND SERVICING OF FINANCE**

	<u>Year</u> <u>Ended</u> <u>31 July</u> <u>2010</u>	<u>Year</u> <u>Ended</u> <u>31 July</u> <u>2009</u>
	<u>£'000</u>	<u>£'000</u>
Income from endowments	6	4
Other interest received	541	1,123
Interest paid	(374)	(686)
<b>Net cash inflow from returns on investments and servicing of finance</b>	<b>173</b>	<b>441</b>

**28. CAPITAL EXPENDITURE AND FINANCIAL INVESTMENT**

	<u>Year</u> <u>Ended</u> <u>31 July</u> <u>2010</u>	<u>Year</u> <u>Ended</u> <u>31 July</u> <u>2009</u>
	<u>£'000</u>	<u>£'000</u>
Purchase of tangible fixed assets	(16,369)	(10,131)
Sales of tangible fixed assets	-	6
Deferred capital grants received	8,264	5,145
Endowments received	(4)	2
<b>Net cash (outflow) from capital expenditure and financial investment</b>	<b>(8,109)</b>	<b>(4,978)</b>

**THE UNIVERSITY OF HUDDERSFIELD**  
**For the Year ended 31 July 2010**  
**NOTES TO THE FINANCIAL STATEMENTS (continued)**

**29. FINANCING**

	<u>Year</u> <u>Ended</u> <u>31 July</u> <u>2010</u> <u>£'000</u>	<u>Year</u> <u>Ended</u> <u>31 July</u> <u>2009</u> <u>£'000</u>
Additions to new and existing loans	-	-
Repayment of amounts borrowed	(800)	(800)
Net cash (outflow) from financing	<u>(800)</u>	<u>(800)</u>

**30. ANALYSIS OF CHANGES IN NET FUNDS/DEBT**

	<u>At 1 August 2009</u> <u>£'000</u>	<u>Cashflows</u> <u>£'000</u>	<u>Other</u> <u>Changes</u> <u>£'000</u>	<u>At 31 July 2010</u> <u>£'000</u>
Cash in hand and at bank	24,436	7,509	-	31,945
Endowment asset investments	295	(4)	-	291
	24,731	7,505	-	32,236
Current asset investments	3,143	-	206	3,349
Debt due within 1 year	(862)	800	(988)	(1,050)
Debt due after 1 year	(12,021)	-	988	(11,033)
	<u>14,991</u>	<u>8,305</u>	<u>206</u>	<u>23,502</u>

**31. PENSION AND SIMILAR OBLIGATIONS**

The University's employees belong to three principal pension schemes: the Teachers' Pension Scheme, the Universities Superannuation Scheme and the West Yorkshire Pension Fund. The total pension cost for the year was £8,297,000 (2009 : £9,162,000).

**THE UNIVERSITY OF HUDDERSFIELD**  
**For the Year ended 31 July 2010**  
**NOTES TO THE FINANCIAL STATEMENTS (continued)**

**Teachers' Pension Scheme (TPS)**

The TPS is an unfunded defined benefit scheme. Contributions made on a pay as you go basis are credited to the Exchequer under arrangements governed by the Superannuation Act 1972. A notional asset value is ascribed to the Scheme for the purpose of determining contribution rates.

The pension cost is assessed periodically in accordance with the advice of the government actuary. The assumptions and other data that have the most significant effect on the determination of the contribution levels are:

Latest actuarial valuation	31 March 2004
Actuarial method	Prospective benefits
Investment return per annum	6.5%
Salary scale increases per annum	5.0%
Notional value of assets at date of last valuation	£162,650 million
Proportion of members' accrued benefits covered by the notional value of the assets	98.88%

Following the implementation of Teacher's Pension (Employers' Supplementary contributions) Regulations 2000, the Government Actuary carried out a further review on the level of employer contributions.

For the period from 1 August 2009 to 31 July 2010 the contribution rates are 14.1% for employers and 6.4% for employees. The pensions' charge recorded by the University during the accounting period was equal to the contributions payable, taking into account benefit improvements subsequent to the valuation and the spreading of surplus over future service lives of employees. An appropriate provision in respect of unfunded pensioners' benefits is included in provisions.

**FRS 17**

The TPS is a multi-employer scheme where the share of assets and liabilities applicable to each employer is not identified. The University will therefore account for its pension costs on a defined contribution basis as permitted by FRS 17.

**Universities Superannuation Scheme (USS)**

The USS is a funded defined benefit scheme. Contributions are held in trust separately from the University.

The assumptions and other data that have the most significant effect on the determination of the contribution levels are:

Latest actuarial valuation	31 March 2009
Actuarial method	Projected unit
Investment return per annum - past service	4.4%
- future service	6.4%
Salary scale increases per annum	4.3%
Pension increases per annum	3.3%

**THE UNIVERSITY OF HUDDERSFIELD**  
**For the Year ended 31 July 2010**  
**NOTES TO THE FINANCIAL STATEMENTS (continued)**

Notional value of assets at last date of valuation £28.8 billion

Proportion of members' accrued benefits covered by the notional value of the assets 103%

The contributions payable by the University during the accounting period were equal to 16% of total pensionable salaries. The pensions charge recorded by the University during the accounting period was equal to the contributions payable, taking into account benefit improvements subsequent to the valuation and the spreading of surplus over future service lives of employees.

**FRS 17**

The USS is a multi-employer scheme where the share of assets and liabilities applicable to each employer is not identified. The University will therefore account for its pension costs on a defined contribution basis as permitted by FRS 17.

**West Yorkshire Pension Fund (WYPF)**

The WYPF is a funded defined benefit pension scheme with the assets held in separate trustee administered funds. The total contribution for the year ended 31 July 2010 was £4,597,400 of which employer's contributions totalled £3,133,300 and employees' contributions totalled £1,464,100. The latest agreed contribution rates for future years are 14.4% for the employer and banded contributions of 5.5% to 7.5% for employees. The estimate for the employer's contributions for the year ending 31 July 2011 is £3,371,000.

The current mortality assumptions include sufficient allowance for future improvements in mortality rates. The assumed life expectations on retirement age 65 are:

	At 31 July 2010	At 31 July 2009
Retiring today		
Males	21.6	21.5
Females	24.6	24.5
Retiring in 20 years		
Males	23.4	23.3
Females	25.6	25.5

**FRS 17**

This information is based upon a full actuarial valuation of the Fund at 31 March 2007 updated to 31 July 2010 by a qualified independent actuary.

	<u>Year Ended</u> <u>31 July 2010</u>	<u>Year Ended</u> <u>31 July 2009</u>	<u>Year Ended</u> <u>31 July 2008</u>
<b>Actuarial assumptions</b>			
Rate of inflation (RPI)	3.5%	3.8%	3.8%
Rate of increase in salaries	5.3%	4.8%	5.6%
Rate of increase for pensions	2.8%	3.8%	3.8%
Discount rate for liabilities	5.4%	6.5%	5.9%
Rate of inflation (CPI)	2.8%	-	-

**THE UNIVERSITY OF HUDDERSFIELD**  
**For the Year ended 31 July 2010**  
**NOTES TO THE FINANCIAL STATEMENTS (continued)**

The assets in the scheme (of which the University's share is estimated at 0.87%) and the expected rates of return were:

	<u>2010</u>		<u>2009</u>		<u>2008</u>	
	<u>Long term</u> <u>rate of</u> <u>return</u> <u>expected at</u> <u>31 July</u> <u>2010</u>	<u>Value at</u> <u>31 July</u> <u>2010</u> <u>£m</u>	<u>Long term</u> <u>rate of</u> <u>return</u> <u>expected at</u> <u>31 July</u> <u>2009</u>	<u>Value at</u> <u>31 July</u> <u>2009</u> <u>£m</u>	<u>Long term</u> <u>rate of</u> <u>return</u> <u>expected at</u> <u>31 July</u> <u>2008</u>	<u>Value at</u> <u>31 July</u> <u>2008</u> <u>£m</u>
Equities	8.2%	5,107	8.0%	4,481	7.5%	4,911
Government Bonds	4.2%	964	4.5%	922	4.8%	714
Other Bonds	4.9%	285	5.9%	232	5.9%	332
Property	7.7%	285	7.0%	226	6.5%	332
Cash	1.4%	183	0.9%	314	5.0%	324
Other	8.2%	482	0.9%	100	7.5%	598
Total market value of assets		<u>7,306</u>		<u>6,275</u>		<u>7,211</u>

	<u>Year Ended</u> <u>31 July 2010</u> <u>£'000</u>	<u>Year Ended</u> <u>31 July 2009</u> <u>£'000</u>	<u>Year Ended</u> <u>31 July 2008</u> <u>£'000</u>
University's estimated asset share	77,176	64,688	65,798
Present value of scheme liabilities	(111,775)	(99,033)	(103,885)
Deficit in scheme	<u>(34,599)</u>	<u>(34,345)</u>	<u>(38,087)</u>

	<u>Year Ended</u> <u>31 July 2010</u> <u>£'000</u>	<u>Year Ended</u> <u>31 July 2009</u> <u>£'000</u>
<b>Analysis of the amount charged to the income and expenditure account:</b>		
Employer service cost (net of employer contributions)	(621)	(1,733)
Past service (cost)	-	(5)
<b>Total operating charge</b>	<u>(621)</u>	<u>(1,738)</u>

	<u>Year Ended</u> <u>31 July 2010</u> <u>£'000</u>	<u>Year Ended</u> <u>31 July 2009</u> <u>£'000</u>
<b>Analysis of pension finance (costs)/income:</b>		
Expected return on pension scheme assets	4,462	4,584
Interest on pension liabilities	(6,541)	(6,237)
<b>Pension finance (costs)/income</b>	<u>(2,079)</u>	<u>(1,653)</u>

**THE UNIVERSITY OF HUDDERSFIELD**  
**For the Year ended 31 July 2010**  
**NOTES TO THE FINANCIAL STATEMENTS (continued)**

	<u>Year Ended</u> <u>31 July 2010</u>	<u>Year Ended</u> <u>31 July 2009</u>
	<u>£'000</u>	<u>£'000</u>
<b>Amount recognised in the statement of total recognised gains and losses (STRGL):</b>		
Actual return less expected return on pension scheme assets	5,391	(7,648)
Experience gains and losses arising on the scheme liabilities	(11,671)	14,781
Change in financial and demographic assumptions underlying the scheme liabilities	8,726	-
	<hr/>	<hr/>
<b>Actuarial gain recognised in STRGL</b>	2,446	7,133

In July 2010, the Government announced that it intended for future increases in public sector pension schemes to be linked to changes in the Consumer Prices Index (CPI) rather than, as previously, the Retail Price Index (RPI). The University has considered the West Yorkshire Pension Fund rules and associated members' literature and has concluded that as a result, a revised actuarial assumption about the level of inflation indexation should be made, with the resulting gain recognised through the Statement of Total Recognised Gains and Losses ('STRGL').

	<u>Year Ended</u> <u>31 July 2010</u>	<u>Year Ended</u> <u>31 July 2009</u>
	<u>£'000</u>	<u>£'000</u>
<b>Movement in deficit in the year:</b>		
Deficit in scheme at 1 August	(34,345)	(38,087)
Movement in year:		
Current service cost	(3,754)	(4,680)
Employer contributions	3,133	2,947
Past service/curtailment (cost)	-	(5)
Net (loss)/return on assets	(2,079)	(1,653)
Actuarial gain	2,446	7,133
	<hr/>	<hr/>
<b>Deficit in scheme at 31 July</b>	(34,599)	(34,345)

**Asset and Liability Reconciliation**

**Reconciliation of Liabilities**

	<u>2010</u> <u>£'000</u>	<u>2009</u> <u>£'000</u>
<b>Liabilities at start of period</b>	99,033	103,885
Service cost	3,754	4,680
Interest cost	6,541	6,237
Employee contributions	1,464	1,417
Actuarial loss/(gain)	11,671	(14,781)
Benefits paid	(1,962)	(2,410)
Past Service (credit)/cost	(8,726)	5
	<hr/>	<hr/>
<b>Liabilities at end of period</b>	111,775	99,033

**Reconciliation of Assets**

	<u>2010</u> <u>£'000</u>	<u>2009</u> <u>£'000</u>
<b>Assets at start of period</b>	64,688	65,798
Expected return on assets	4,462	4,584
Actuarial gain/(loss)	5,391	(7,648)
Employer contributions	3,133	2,947
Employee contributions	1,464	1,417
Benefits paid	(1,962)	(2,410)
	<hr/>	<hr/>
<b>Assets at end of period</b>	77,176	64,688

**THE UNIVERSITY OF HUDDERSFIELD**  
**For the Year ended 31 July 2010**  
**NOTES TO THE FINANCIAL STATEMENTS (continued)**

**History of experience gains and losses**

	<u>2010</u>	<u>2009</u>	<u>2008</u>	<u>2007</u>	<u>2006</u>
Difference between the expected and actual return on assets:					
Amount £000	5,391	(7,648)	(7,564)	3,423	3,969
% of scheme assets	7	12	12	5	7
Experience gains and losses on scheme liabilities:					
Amount £000	(11,671)	14,781	(14,978)	538	(1,976)
% of scheme liabilities	10	15	14	1	3
Total amount recognised in STRGL:					
Amount £000	2,446	7,133	(22,703)	3,961	(684)
% of scheme liabilities	2	7	22	5	1

**Total pension cost for the Group**

	<u>Year Ended</u> <u>31 July 2010</u> <u>£'000</u>	<u>Year Ended</u> <u>31 July 2009</u> <u>£'000</u>
Contributions to TPS	4,195	4,186
Contributions to WYPF	3,754	4,680
Contributions to USS	348	296
Total pension cost (Note 6)	<u>8,297</u>	<u>9,162</u>

**32. POST BALANCE SHEET EVENTS**

There have been no post balance sheet events.

**33. CAPITAL COMMITMENTS**

**Group and University**

	<u>2010</u> <u>£'000</u>	<u>2009</u> <u>£'000</u>
Commitments contracted for at 31 July	-	11,608
Authorised but not contracted by 31 July	-	-

**34. FINANCIAL COMMITMENTS**

**Group and University**

At 31 July the University had annual commitments under non-cancellable operating leases as follows:-

	<u>2010</u> <u>£'000</u>	<u>2009</u> <u>£'000</u>
Amounts expiring within one year	133	171
Amounts expiring between one and two years	19	133
Amounts expiring between two and five years	3	19
	<u>155</u>	<u>323</u>

**THE UNIVERSITY OF HUDDERSFIELD**  
**For the Year ended 31 July 2010**  
**NOTES TO THE FINANCIAL STATEMENTS (continued)**

**35. RELATED PARTY TRANSACTIONS**

Due to the nature of the University's operations and the composition of the University Council (being drawn from local public and private sector organisations), it is inevitable that transactions will take place with organisations in which a member of the University Council may have an interest. All transactions involving organisations in which a member of the University Council may have an interest are conducted at arm's length and in accordance with the University's financial regulations and normal procurement procedures.

The group has taken the FRS 8 exemption not to disclose transactions with other group organisations where the companies are fully consolidated within the group accounts.

**36. ACCESS FUNDS**

	<u>31 July 2010</u> <u>£'000</u>	<u>31 July 2009</u> <u>£'000</u>
Balance at 1 August	8	15
HEFCE grants	680	751
Interest earned	1	6
	<hr/> 689	<hr/> 772
Disbursed to students	<hr/> (674)	<hr/> (764)
Balance unspent at 31 July	<hr/> <hr/> 15	<hr/> <hr/> 8

HEFCE grants are available solely for students: the University acts only as paying agent. The grant and related disbursements are therefore excluded from the income and expenditure account.

**37. TRAINING BURSARIES**

	<u>Year Ended</u> <u>31 July 2010</u> <u>£'000</u>	<u>Year Ended</u> <u>31 July 2009</u> <u>£'000</u>
HEFCE, Teacher Training Agency and Yorkshire Forward grants	2,564	2,333
Disbursed to students	<hr/> (2,564)	<hr/> (2,333)
	<hr/> <hr/> -	<hr/> <hr/> -

HEFCE, Teacher Training Agency and Yorkshire Forward training grants are available solely for students: the University acts only as paying agent. The grant and related disbursements are therefore excluded from the income and expenditure account.

**THE UNIVERSITY OF HUDDERSFIELD**  
**For the Year ended 31 July 2010**  
**NOTES TO THE FINANCIAL STATEMENTS (continued)**

**38. AGENCY ARRANGEMENTS**

The University receives and disburses funds as an accountable body on behalf of the European Commission and HEFCE.

	<u>Year Ended</u> <u>31 July 2010</u> <u>£'000</u>	<u>Year Ended</u> <u>31 July 2009</u> <u>£'000</u>
HEFCE - Aim Higher	3,763	4,048
Disbursed to the University	(593)	(517)
Disbursed to partners	(3,170)	(3,531)
	<hr/> -	<hr/> -
HEFCE - West Yorkshire Lifelong Learning Network	2,990	4,456
Disbursed to the University	(145)	(823)
Disbursed to partners	(2,845)	(3,633)
	<hr/> -	<hr/> -
HEFCE - West Yorkshire Knowledge Exchange	5	361
Disbursed to the University	-	(165)
Disbursed to partners	(5)	(196)
	<hr/> -	<hr/> -
European Commission - Non Timber Forest Products - Phase 2	416	684
Disbursed to the University	-	(87)
Disbursed to partners	(416)	(597)
	<hr/> -	<hr/> -
European Commission - Children of Prisoners, Interventions and Mitigations to Strengthen Mental Health	765	-
Disbursed to partners	(765)	-
	<hr/> -	<hr/> -
Yorkshire Forward - Graduate Entrepreneurship	283	-
Disbursed to the University	(27)	-
Disbursed to partners	(256)	-
	<hr/> -	<hr/> -